

AMERICAN GOVERNMENT AND POLITICS

POLI 1- SECTION 61Z

SUMMER 2024

DE ANZA COLLEGE

Professor L. Chin

Class Meetings: Asynchronous Online Only. Content will be pushed out on Tuesdays, Wednesdays, and Thursdays.


 This is an extremely fast paced course. 

Class Location: Your place of residence.

Office Hours: Available online from 11:00am-1:30 pm PST (Pacific Standard Time) Tuesdays and/or by appointment via e-mail/Zoom. <https://www.thetimezoneconverter.com/>

E-Mail: ChinLaura@fhda.edu (I will reply within 24 hours on weekdays.)

I prefer messages through Canvas Inbox (as it helps me stay the most organized).



Extremely Optional Text (It looks like this and there are several in the De Anza Library)

- Ginsberg, B., Lowi, T., Tolbert, C., & Weir, M. (2013). *We the people: An introduction to American politics (9th shorter ed.)*. New York: W.W. Norton & Co.
 - ISBN: 0393921093
 - ISBN-13: 9780393921090
 - Buy/Rent: Amazon, Chegg, Etc. Check Google too. There is possibly a digital version out there.
- Newspaper or online news source of your choice (Such as: *BBC News, Democracy Now, New York Times, The Guardian, Asia Times*, etc.). Ideally one committed to the highest standards of journalism (e.g., fairness, completeness, honesty, independence, impartiality, transparency, accountability, respect, and excellence).

Course Description

Introduction to American Government and Politics is a critical examination of the contemporary and historical struggle for the development of democratic political institutions in the United States at the local, state, and national level. Particular emphasis is given to the conflict between traditional elites and historically disenfranchised social groups (women, people of color, and workers) in the conduct of U.S. political life.

Political Science 1 fulfills the General Education A.A. degree requirement (Segment IV (4): Social and Behavioral Sciences) for De Anza and Foothill College; the General Education Breadth requirement for all California State Universities (CSUs); and the Intersegmental General Education Transfer Curriculum (IGETC) for all CSUs and UCs.

Student Learning Outcomes

The course seeks to achieve three **Student Learning Outcomes (SLOs)** -- knowledge, skills/abilities, and attitudes you will demonstrate/perform as a result of successfully completing this class:

- (1) Students will evaluate how political decisions are shaped by institutions and processes;
- (2) Students will assess the impact of political decisions on individuals and groups;
- (3) Students will demonstrate the capacity to participate in the political process.

In broad terms, the course aims to promote increased understanding of government and politics in the U.S. and to encourage interest and active participation in public affairs; to promote tolerance and respect for different viewpoints; and to further develop critical thinking, reading, writing, verbal communication, and technology skills essential for responsible citizenship. The ultimate goal of the course is to inculcate a deep and abiding commitment to active participation in the experiment we call democracy in the United States.

Grading Policies

The final course grade is based on the total number of points you receive on all of the assignments and tests. The scale is out of **500 points**.

Participation/Canvas Assignments (3 Assignments, each worth 100 points or each 20% of your grade) → Total =	300 points (60%)
Midterm	100 points (20%)
Final	100 points (20%)

Grading Criteria

Grading criteria are as follows pursuant to the commonly accepted strictures in higher education. Grades are assigned by instructors based on class work, activities, in class assignments, and exams.

A+, A, A-	450-500 points
B+, B, B-	400-449 points
C+, C	350-399 points
D+, D, D-	300-349 points
F	Below 300 points

Furthermore, you may obtain the final grade from the following:

A = 90-100% (Excellent) A+ = 98-100 A = 93-97 A- = 90-92
B = 80-89% (Good) B+ = 87-89 B = 83-86 B- = 80-82
C = 70-79% (Satisfactory) C+ = 77-79 C = 70-76
D = 60-69% (Passing, less than satisfactory) D+ = 67-69 D = 63-66 D- = 60-62
F = 0-59% (Failing)

What Determines My Grade?

- **Participation/ Canvas Assignments**- Participating in any online class discussions and Canvas assignments; following classroom policies; completing the reading assignments/lecture videos on time. There are 3 Canvas assignments; each are worth 100 points or 20% of your grade. Together, all of these are **60%** of your grade.
- **Midterm**. The midterm will be an essay examination. The final score comprises **20%** of your grade.
- **Final**. The Final Exam will be an essay examination. The final score comprises **20%** of your grade.
- **Final Grade will be posted on CANVAS and MY PORTAL.**

CANVAS

- **This class is an ONLINE ONLY course.** You will spend about 10+ hours online. It's an online class so you will likely spend a lot of time online.
- This class will be an ***Asynchronous learning class***. Asynchronous learning is the idea that students learn the same material at different times and locations.
- This means you will go over the video lectures/materials at your own pace – but it must be done by the Thursday of the week. As an instructor, I wanted to keep in mind there are many new variables and challenges everyone may face. Therefore, I saw this as the most flexible option.
- <https://deanza.instructure.com/> - Log in with your Campuswide id and password.
- In order to be successful in this class, you will **NEED** to check my Canvas course 3 times a week.

TURN ON / SET UP CANVAS NOTIFICATIONS

Canvas allows you to customize how and when you would like to receive notifications from the course. For example, you can receive an email or text message each time I post an announcement or leave a comment on one of your submissions.

Please review = <https://community.canvaslms.com/t5/Student-Guide/How-do-I-set-my-Canvas-notification-preferences-as-a-student/ta-p/434> (Links to an external site.)

I recommend turning ON immediate notifications for Announcements, Grading, Submission Comments, and Conversation Messages.

Work Submission Policy

No e-mail submissions of work will be accepted! **NO LATE ASSIGNMENTS/ESSAY(S) WILL BE ACCEPTED AT ALL!** As I am on a strict grading schedule. Also the summer schedule does not allow me to fall behind. You must submit it via Canvas.

How Much Time to Study?

Keep in mind that this is a college level class that is the caliber of a CSU/UC course. Go ahead and do a Google search for this question-- "*How many hours should I study per credit?*" You will find that the answers vary, but generally fall in between 2 and 3 hours per credit unit. So, a 4-unit course load = 4 hours class time + 8 hours minimum of study time totals a minimum of 12 hours; a 5-unit course load totals 5+10= 15 hours minimum.

While many students can pass the class, and even do well putting in less time, it would be wise for you to plan your schedule to have at least 2 hours of study time on top of reviewing all the online materials.

***** ACADEMIC POLICIES *****

As budding scholars of American politics, you are participating in a core element of the American political and social system – higher education. To take full advantage of this experience you must ~~attend each class period on time and~~ be prepared to participate in the educational process. Please do your best to make sure your work schedule does not conflict with your learning and educational process.

The following academic code of behavior is expected of all students.

- Academic dishonesty, in any form, is neither accepted nor tolerated. Any student suspected of cheating, fabrication, facilitating academic dishonesty, or plagiarism will be subject to review.
- I assume everyone in class will do their academic work in a way that is honest. I adhere to the following

De Anza College Institutional Code of Academic Integrity:

The two most common kinds of academic dishonesty are cheating and plagiarism.

Cheating is the act of obtaining or attempting to obtain credit for academic work through the use of dishonest, deceptive or fraudulent means.

- Copying, in part or in whole, from someone else's test.
- Submitting work presented previously in another course, if contrary to the rules of either course.
- Altering or interfering with grading.
- Using or consulting, during an examination, any sources, consulting with others, use of electronic equipment including cell phones and PDA's, or use of materials not authorized by the instructor.
- Committing other acts that defraud or misrepresent.

Plagiarism is representing the work of someone else as your own.

- Incorporating the ideas, words, sentences, paragraphs, or parts of another person's writings, without giving appropriate credit, and representing the product as one's own.

- Representing another’s artistic or scholarly works such as musical compositions, computer programs, photographs, paintings, drawings or sculptures as your own.
- Submitting a paper purchased from a research or term paper service, including the internet.
- Undocumented Web source usage.
- PLEASE DON’T PLAGARIZE. You will get a zero. No re-dos are offered.

*****Online Expectations and Netiquette (Online/E-Mail Etiquette)*****

It is important for you as a student to recognize that the online classroom is in fact a classroom, and certain behaviors are expected when you communicate with both your peers and your instructors. These guidelines for online behavior and interaction are known as “netiquette”.

The purpose of the following information is to help you be a more effective and successful student when communicating via email, chat rooms, or on discussion boards as a part of your online learning activities at De Anza College.

General Online Expectations and Netiquette

- Use clear and concise language. Be respectful of a readers’ time and attention.
- Remember that all college level communication should have correct spelling and grammar.
- Avoid slang terms such as “wazzup dawg?” and texting abbreviations such as “u” instead of “you”.
- Use standard fonts that are optimized for online reading (e.g., Times New Roman/Sans Serif) along with a consistent and readable size (12 point font).
- Avoid using the caps lock feature AS IT CAN BE INTERPRETED AS YELLING. (Sometimes I put things in caps to emphasis importance).
- Be cautious when using humor or sarcasm as tone is sometimes lost in an email or discussion post and your message might be taken literally or offensively.
- Be careful sharing ANY personal information online.

E-mail Netiquette →contact me through Canvas (Canvas e-mails keeps student e-mails in one place.)

- Use a clear and descriptive subject line so it’s easy to grasp.
- Put the most important part at the very beginning of your e-mail.
- Avoid attachments unless you are sure your recipients can open them. This is especially important with many people using smart -phones and tablet PCs to view e-mail.
- Know I will do my best to reply ASAP (within 24 hours on business days). I take Friday-Sunday off for family, mental health, and well-being.

Overall, you should use common sense when communicating electronically. In the same way that you would present yourself in person to make a positive and constructive impression you should always do the same when taking an online course. Remember that the majority of what we communicate to others is in non-verbal ways (body language, voice inflection, etc.) and all you have in online courses is in a text form. Make sure your digital impression is a clear and positive one.

A.I. Technology

While A.I. tools are an emerging technology that some students are using, YOU should NOT rely on an A.I. tool such as ChatGPT etc to help you generate responses to assignments. If you do use such a tool, you MUST acknowledge this by documenting what searches and responses you received from using this tool. Using an A.I. tool in your writing will result in a loss of credit up to and including failure on an assignment. I will also not offer re-dos. Using an A.I. tool without acknowledging that you have done so will result in failure on that assignment and referral to De Anza's academic discipline process for plagiarism.

****Doing Well and Resources to Assist You****

Instructional Facilities and Academic Support

- ****Please See The Document on Canvas, “HELPING YOU SUCCEED”**
- Link to <http://deanza.edu/studentsuccess/>.
- Link to the [SSC Welcome Video](#).


Need help with this course? Student Success Center peer tutors are ready for you!

- **Tutoring:** Go to the [SSC homepage](#) and click on the yellow link to join *SSC Resources Canvas*. Once there, click on Modules, then the SSC area for your course to see SSC Zoom tutoring links and schedules.
- **Workshops, group tutoring and group study:** See SSC Resources for current schedules and links. Most people learn better with others...give it a try!
- **Support for online learning:** Speak with a friendly peer tutor or SSC staff member about motivation and organization strategies for online classes. We get it and are going through the same things, so let's support each other!
- **Workshops:** Attend a [Skills Workshop](#), a [content-specific math/science workshop](#), an [Accounting chapter review workshop](#), or a [Listening and Speaking workshop](#).
- **Need after-hours or weekend tutoring?** See the [Online Tutoring](#) page for information about NetTutor (via Canvas) or Smarthinking (via MyPortal).

Assistance for Students with Disabilities

- The De Anza campus delivers disability services to students in a variety of ways. If you have a disability, please feel welcome to utilize the Disability Support Service (DSS) in connection to this class. We would like to provide all of the accommodations that would be helpful.
- **Please notify me if you are using these services.**
- **Location:** Registration & Student Services Bldg. (RSS) - Room 141
- **Phone:** 408.864.8753
- **Web site:** www.deanza.edu/dss

Crisis Text Line- Free 24/7 support via text for students in crisis.



Need help? Text “courage” To: 741741

Many of us will experience a mental health challenge in our lifetime. All of us have a reason to speak up. The Crisis Text Line provides students with the opportunity to “talk” about their situation with a trained counselor and learn about community resources that are available to help.

Mental Health and Wellness Center (Formally known as Psychological Services)

- They are available to help students, especially during the COVID-19 pandemic. Many problems of everyday living can be resolved through talking with friends, family or someone we trust. However, there are times when seeking assistance outside one’s familiar environment can be helpful.
 - Mental Health and Wellness Center is offering free Zoom appointments to all registered De Anza students. Typically, students are offered 10 free sessions throughout their enrollment at De Anza.
 - However, due to the increased stress during the COVID-19 pandemic, the department's goal is to offer students **additional counseling** sessions, subject to availability.
 - They offer individual (1-on-1) therapy, as well as group therapy. Their department is open M-Th: 8:30-5 and F: 8:30-2. For information on how to make an appointment, please visit the Mental Health and Wellness Center webpages at: <https://www.deanza.edu/mhwc/>
-

*****Withdraw from Class Deadlines and Important Dates For the College****

JULY 1 First day of Summer Session




JULY 4 Independence Day Holiday - no classes; offices closed

*****Class Outline and Schedule *****








I will generally send Canvas Messages and push materials/content out on TUES, WEDS THURS, 3 times a week.

⚠ This class is accelerated, **PLEASE PAY ATTENTION to the due dates!** ⚠

LEGEND

- Tues = Tuesday
- Weds = Wednesday
- Thurs = Thursday
-  **Green highlight** = When Prof Chin Assigns Something (a Canvas assignment, midterm, or final)
-  **Yellow highlight** = Assignment Due
-  **Aqua highlight** = Midterm or Final Due
- **It is your responsibility to understand the times, dates, and/or time zones.**
<https://www.thetimezoneconverter.com/>

*****Class Outline, Calendar /Listen To Lecture*****

CLASS #	LECTURE/TOPICS	DUE DATES
Week 1 July 2, Tues  July 3, Weds <i>⚠ (Due to Independence Day Holiday, The #1 Canvas Assignment is due on a Weds)</i> July 4, Thurs 🦉	☆ Course Introduction ☆ Chapter 1: Introduction to the course and to the political system and policy process. ☆ Chapter 2: The Founding and the Constitution ☆ Chapter 3: Federalism ☆ Chapter 4: Civil Liberties July 4, Tues = HOLIDAY, NO CONTENT 🦉	 July 2, Tues – Will Assign - #1 Canvas Assignment  July 3, Weds 12pm PDT - #1 Canvas Assignment Due
Week 2 July 9, Tues July 10, Weds  July 11, Thurs	☆ Chapter 5: Civil Rights ☆ Chapter 6: Public Opinion ☆ Chapter 7: The Media ☆ Get ready for the Midterm!	 July 9, Tues – Assign #2 Canvas Assignment  July 11, Thurs 12pm PDT – #2 Canvas Assignment Due  July 11, Thurs – Assign Midterm

<p>Week 3</p> <p>★ July 16, Tues</p> <p>July 17, Wed</p> <p>July 18, Thurs</p>	<p>☆ July 16 – MIDTERM DUE!</p> <p>☆ Chapter 8: Political Participation and Voting</p> <p>☆ Chapter 9: Political Parties</p>	<p>★ July 16, Tues –MIDTERM Due at 12pm PDT</p> <p>✎ July 18, Thurs - Will Assign - #3 Canvas Assignment</p>
<p>Week 4</p> <p>★ July 23, Tues</p> <p>⚠ <i>*(All of Week 4's content will publish today, July 23rd)*</i></p> <p>July 24, Wed*</p> <p>July 25, Thurs*</p>	<p>☆ Chapter 10: Campaigns and Elections</p> <p>☆ Chapter 11: Groups and Interests</p> <p>☆ Chapter 12 Congress</p>	<p>★ July 23, Tues 12pm PDT #3 Canvas Assignment Due</p>
<p>Week 5</p> <p>July 30, Tues</p> <p>July 31, Wed</p> <p>August 1, Thurs</p> <p>⚠ <i>*(Content and Final may be visible early; Final will unlock at 12pm PDT afternoon)*</i></p>	<p>☆ Chapter 13 Presidency</p> <p>☆ Chapter 14: Bureaucracy in a Democracy</p> <p>☆ Chapter 15: The Federal Courts Review for the Final</p>	<p>✎ Aug 1, Thurs- Assign the Final</p>
<p>Week 6</p> <p>★ August 8, Thursday</p>	<p>☆ AUGUST 8 at 12pm PST → FINAL</p>	<p>★ August 8, Thursday Final Due at 12pm PDT</p>

*****FINAL EXAM**

- Students who do not take the final exam may receive a non-passing grade in the course. **The final exam is REQUIRED to obtain a passing grade. PLEASE DO NOT SKIP IT!!! I want you to get as many points as possible!**
- **DO NOT SUBMIT LATE PLEASE!! (Please let me go on break 🙏 🤔)**

Late Work/Make-Up Test Policy

- All my due dates are ENFORCED.
- In general, **NO LATE WORK will be accepted and no make-up tests will be given.** Please note that the reason for my “no late work/no make-up test policy” is that I want to be fair to the students who work hard to meet the deadlines.

- However, students may reschedule an assignment/exam with the instructor's approval from the following:
 - **Only exceptions:** major medical or other emergency (WITH documentation).
 - The student needs to let the instructor know by Canvas Messaging before the due date or test date, if there is an illness or other emergency.
 - Make-up exams will differ from the scheduled exam and may have an increased level of difficulty.

Nota Bene: (Latin for "note well.") - This syllabus is subject to revision by the instructor at any time. Students will be informed online/in class of any changes made to the syllabus.