

January 6, 2012

TO: FHDA Smoking Policy Committee

FROM: Andrew LaManque, Ph.D.
Executive Director of Institutional Research and Planning

SUBJECT: Fall 2011 Smoking Survey

Please find attached a tabulation of the Fall 2011 Smoking Survey compiled by our student assistant Nergal Issaie. An electronic survey of enrolled students and active employees at Foothill and De Anza Colleges was administered via email and portal message in December 2011. About 2,000 Foothill and about 3,700 De Anza students completed the survey online, resulting in a response rate of about 14 percent. About 600 employees also completed the survey. Almost 30% of respondents are current or former tobacco users.

Responses to the questions:

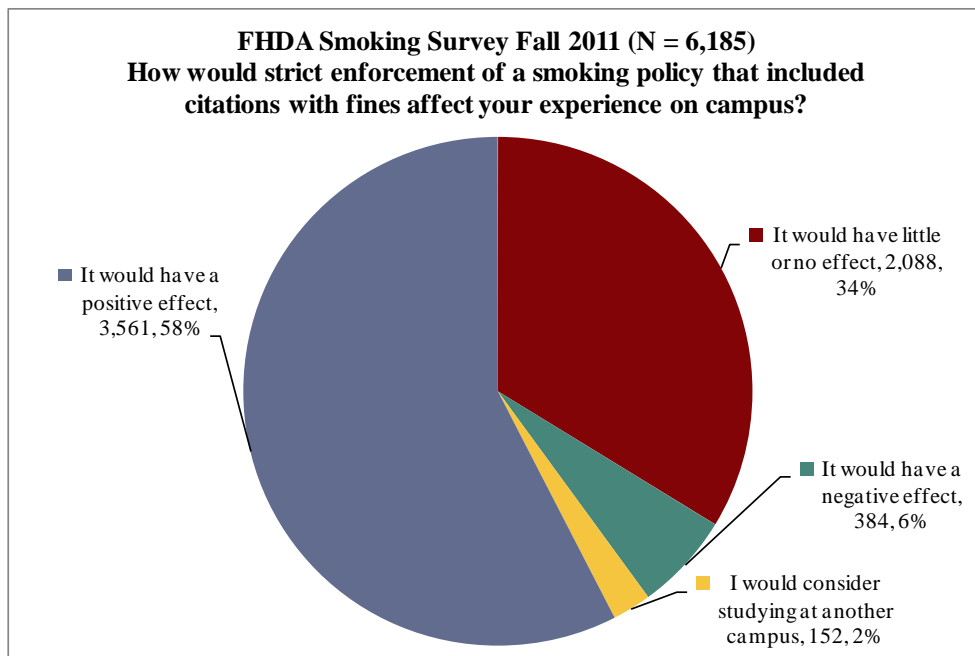
Would a 100% smoke-free environment (no smoking on campus or designated smoking areas) improve your learning/working environment?

Do you want the campus to be 100% smoke-free (no smoking on campus or designated smoking areas)?

are consistent between campuses and similar to the fall 2010 survey results, with more than 55% of respondents answering Yes; about 25% opposed; and about 20% indicating no opinion, in this current survey administration.

As depicted in Figure 1 below, 58% of respondents thought that a strict enforcement policy would have a positive effect, with about 2% responding that they might study elsewhere.

Figure 1



January 04, 2012

FROM: Nergal Issaie, Student Assistant

TO: Andrew LaManque, De Anza Research

SUBJECT: FHDA Smoking Policy Survey, Fall 2011

The Smoking Policy Survey was emailed to people who had an affiliation with Foothill College and/or De Anza College during Fall quarter 2011. A total of 6,232 people responded to the online survey.

Important highlights include:

- 91% of respondents were students, 6% faculties, and 3% Classified Employees/Supervisors.
- 74% of respondents had never used Cigarettes within the last 30 days; 4% used all 30 days; 3% used 1-2 days; 1% used each 3-5 days, 6-9 days, 10-19 days, 20-29 days; and 15% had used but not in last 30 days.
- 69% of respondents had never been smoker/tobacco user, 18% were a former smoker/tobacco user, 9% smoked/used tobacco including hookah cigars or pipes occasionally, 4% smoked/used tobacco daily, and 1% used only smokeless tobacco.
- 64% of respondents were from De Anza College, 35% from Foothill College, and 1% from Central Services.
- 62% of respondents reported second-hand smoke irritated their eyes or nose, 10% had asthma or other lung disease, 7% were allergic to smoke, and 21% reported that smoke does not bother them.
- 58% of respondents selected they want the campus to be 100% smoke-free (no smoking on campus or parking lots), 25% selected “No”, and 17% selected “No opinion.”
- 58% of respondents were female, 41% male, and 1% declined to state.
- 47% of respondents were at the age of 18-24, 32% 33 or older, 18% 25-32, and 3% 17 or younger.
- 33% of respondents occasionally encountered second-hand smoke on campus, 20% rarely, 20% 1-2 times daily, 11% never, 10% 3-4 times daily, and 6% more than 5 times daily.
- Only 32% of respondents knew that Health Services at Foothill College and De Anza College currently have a tobacco cessation program, which provides free nicotine replacement patches and nicotine gum along with one-on-one counseling.

Responses by Campus highlights include:

- 67% of Foothill respondents believe that a smoke-free campus policy reduces smoking on the campus, while this amount is 59% for De Anza respondents.
- 62% of Foothill respondents reported the campus needs better or clearer signs to assist smokers in knowing which parking lots are allowed to smoke, while this percentage is 66% for De Anza respondents.
- 25% of Foothill respondents think the smoke-free campus policy is "Not enforced at all" at college, while this percentage is 31% for De Anza respondents.
- 17% of Foothill respondents reported they never encounter, and 26% rarely encounter second-hand smoke on campus, while these percentages correspondingly are 8% and 16% for De Anza respondents.

Responses by Student/Employee highlights include:

- 29% of students reported they know that Health Services at Foothill College and De Anza College currently have a tobacco cessation program, while 60% of employees reported it.
- 27% of students reported that the smoke-free campus policy is not enforced at all, while 48% of employees reported the smoke-free campus policy is not enforced at all.
- 12% of students stated that they never encounter second-hand smoke on campus, while 4% of employees reported they never encounter second-hand smoke on campus.

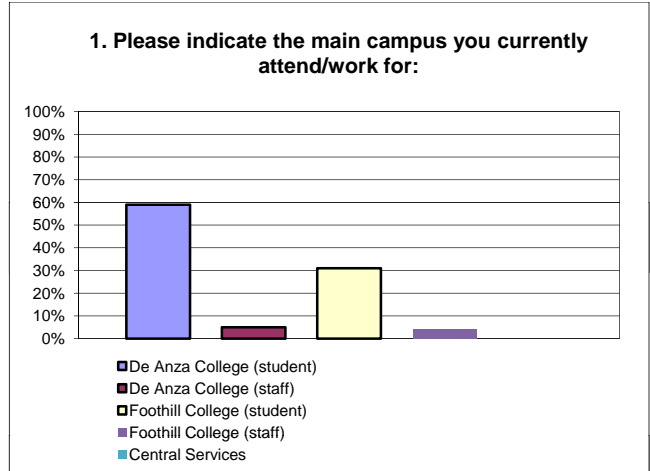
Important highlights of Year on Year comparison (Fall 2010 to Fall 2011):

- In Fall 2010, 58% of respondents were from De Anza College, 41% from Foothill College, and 1% from Central Services, while in Fall 2011, the percentages are 64%, 35%, and 1% respectively.
- In Fall 2010, 44% of respondents were at the age of 18-24, 33% 33 or older, 19% 25-32, and 3% 17 or younger, while in Fall 2011, the percentages are 47%, 32%, 18%, and 3% respectively.
- In Fall 2010, 29% of respondents occasionally encountered second-hand smoke on campus, 21% rarely, 19% 1-2 times daily, 13% never, 10% 3-4 times daily, and 8% more than 5 times daily, while in Fall 2011, the percentages are 33%, 20%, 20%, 11%, 10%, and 6% respectively.
- In Fall 2010, 58% of respondents wanted the campus to be 100% smoke-free (no smoking on campus or designated smoking areas), 25% selected did not want a 100% smoke-free campus, and 17% selected "No opinion," while in Fall 2011, the percentages are 58%, 25%, and 17% respectively.

FHDA Smoking Policy Survey Results, Fall 2011

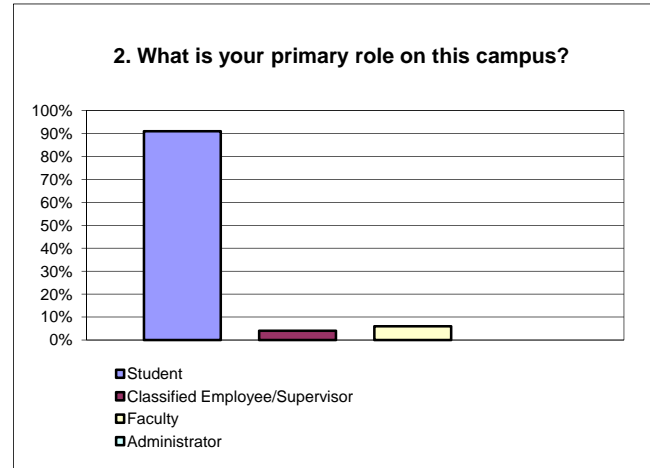
1. Please indicate the main campus you currently attend/work for:

Response	N	%
De Anza College (student)	3,682	59%
De Anza College (staff)	331	5%
Foothill College (student)	1,953	31%
Foothill College (staff)	217	4%
Central Services	42	0%
Total	6,225	100%



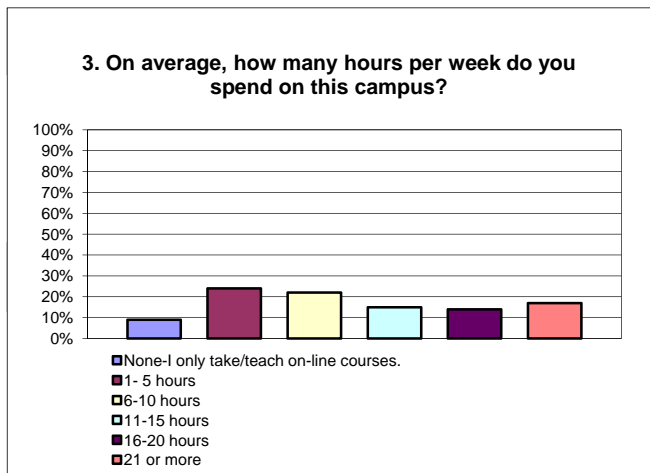
2. What is your primary role on this campus?

Response	N	%
Student	5,641	91%
Classified Employee/Supervisor	219	4%
Faculty	343	6%
Administrator	20	0%
Total	6,223	100%



3. On average, how many hours per week do you spend on this campus?

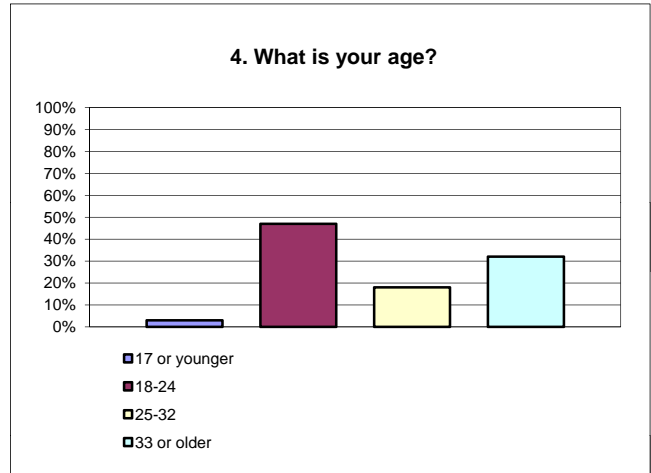
Response	N	%
None-I only take/teach on-line courses.	550	9%
1- 5 hours	1,472	24%
6-10 hours	1,363	22%
11-15 hours	952	15%
16-20 hours	853	14%
21 or more	1,036	17%
Total	6,226	100%



FHDA Smoking Policy Survey Results, Fall 2011

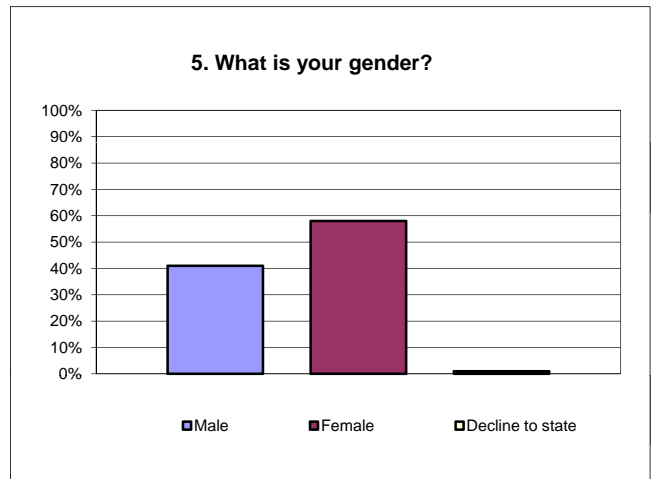
4. What is your age?

Response	N	%
17 or younger	168	3%
18-24	2,926	47%
25-32	1,111	18%
33 or older	2,021	32%
Total	6,226	100%



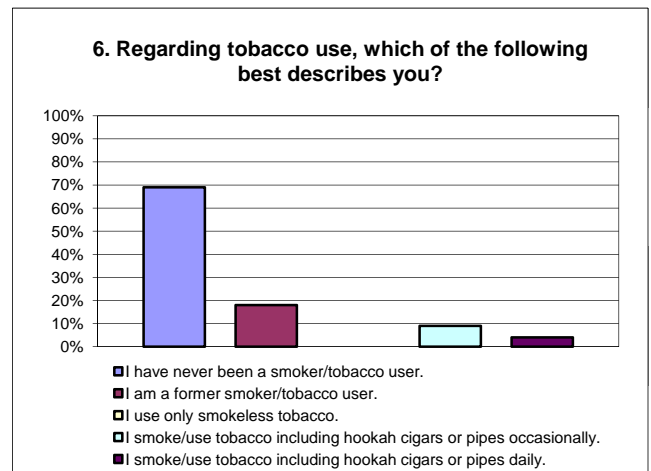
5. What is your gender?

Response	N	%
Male	2,541	41%
Female	3,594	58%
Decline to state	92	1%
Total	6,227	100%



6. Regarding tobacco use, which of the following best describes you?

Response	N	%
I have never been a smoker/tobacco user.	4,270	69%
I am a former smoker/tobacco user.	1,094	18%
I use only smokeless tobacco.	21	0%
I smoke/use tobacco including hookah cigars or pipes occasionally.	583	9%
I smoke/use tobacco including hookah cigars or pipes daily.	264	4%
Total	6,232	100%

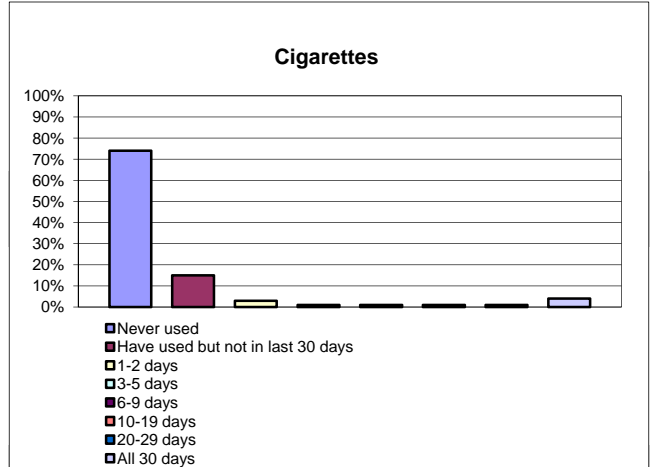


FHDA Smoking Policy Survey Results, Fall 2011

7. Within the last 30 days, on how many days did you use:

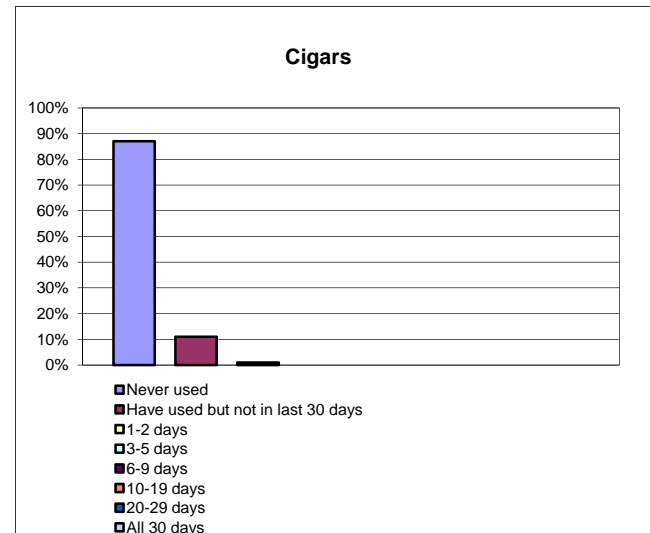
Cigarettes

Response	N	%
Never used	4,593	74%
Have used but not in last 30 days	950	15%
1-2 days	156	3%
3-5 days	69	1%
6-9 days	45	1%
10-19 days	71	1%
20-29 days	72	1%
All 30 days	220	4%
Total	6,176	100%



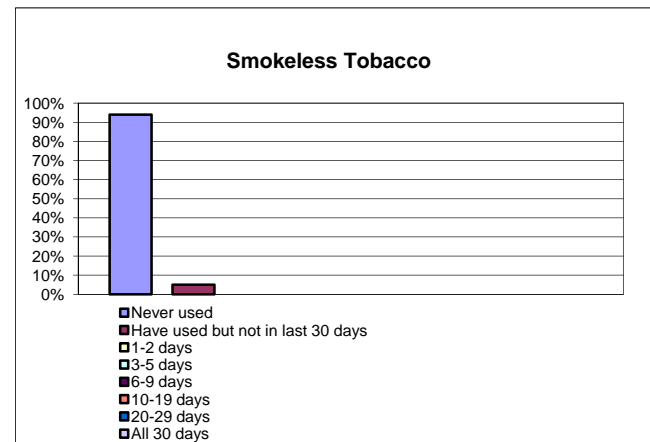
Cigars

Response	N	%
Never used	5,218	87%
Have used but not in last 30 days	691	11%
1-2 days	70	1%
3-5 days	10	0%
6-9 days	11	0%
10-19 days	5	0%
20-29 days	4	0%
All 30 days	11	0%
Total	6,020	100%



Smokeless Tobacco

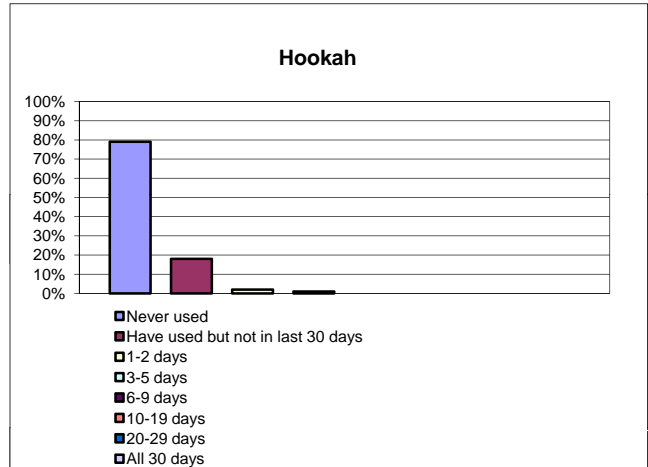
Response	N	%
Never used	5,682	94%
Have used but not in last 30 days	296	5%
1-2 days	19	0%
3-5 days	8	0%
6-9 days	3	0%
10-19 days	6	0%
20-29 days	7	0%
All 30 days	9	0%
Total	6,030	100%



FHDA Smoking Policy Survey Results, Fall 2011

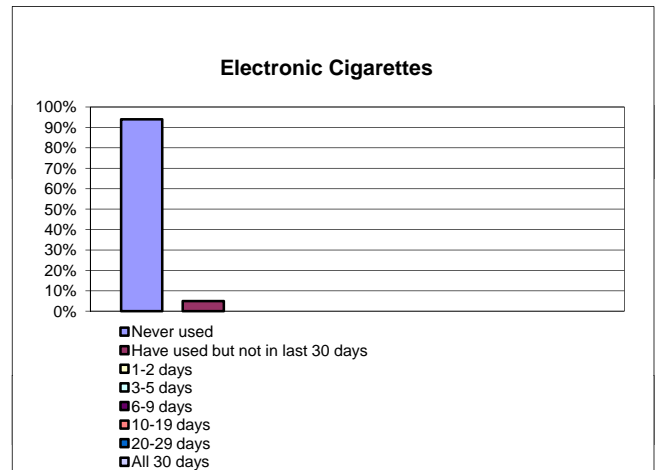
Hookah

Response	N	%
Never used	4,760	79%
Have used but not in last 30 days	1,064	18%
1-2 days	140	2%
3-5 days	40	1%
6-9 days	20	0%
10-19 days	14	0%
20-29 days	5	0%
All 30 days	3	0%
Total	6,046	100%



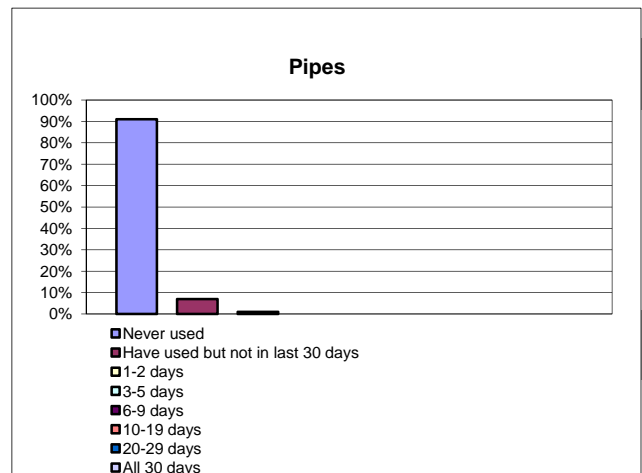
Electronic Cigarettes

Response	N	%
Never used	5,668	94%
Have used but not in last 30 days	315	5%
1-2 days	20	0%
3-5 days	5	0%
6-9 days	5	0%
10-19 days	3	0%
20-29 days	1	0%
All 30 days	5	0%
Total	6,022	100%



Pipes

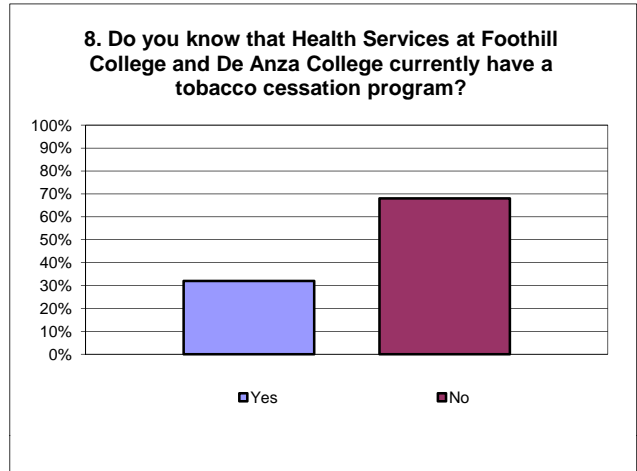
Response	N	%
Never used	5,470	91%
Have used but not in last 30 days	434	7%
1-2 days	36	1%
3-5 days	16	0%
6-9 days	14	0%
10-19 days	19	0%
20-29 days	10	0%
All 30 days	12	0%
Total	6,011	100%



FHDA Smoking Policy Survey Results, Fall 2011

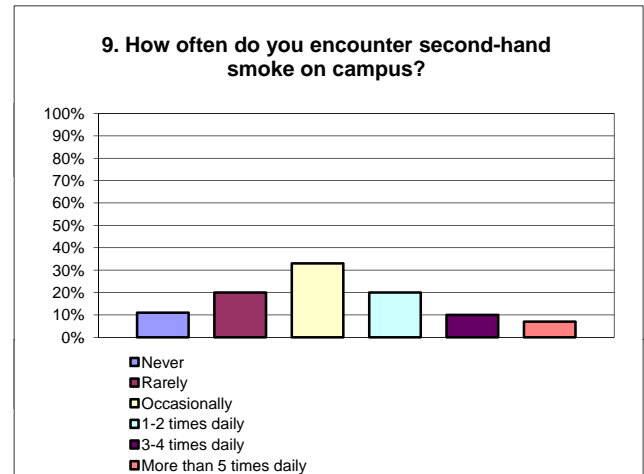
8. Do you know that Health Services at Foothill College and De Anza College currently have a tobacco cessation program, which provides free nicotine replacement patches and nicotine gum along with one-on-one counseling?

Response	N	%
Yes	1,963	32%
No	4,241	68%
Total	6,204	100%



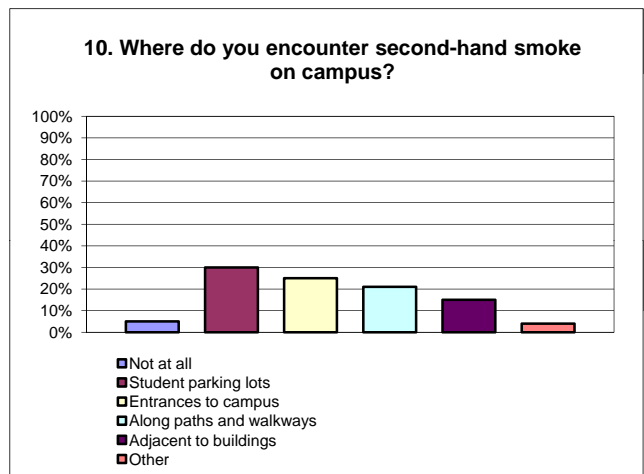
9. How often do you encounter second-hand smoke on campus?

Response	N	%
Never	686	11%
Rarely	1,219	20%
Occasionally	2,049	33%
1-2 times daily	1,229	20%
3-4 times daily	638	10%
More than 5 times daily	406	7%
Total	6,227	100%



*** 10. Where do you encounter second-hand smoke on campus?**

Response	N	%
Not at all	723	5%
Student parking lots	3,986	30%
Entrances to campus	3,388	25%
Along paths and walkways	2,811	21%
Adjacent to buildings	1,969	15%
Other	564	4%
Total	13,441	100%

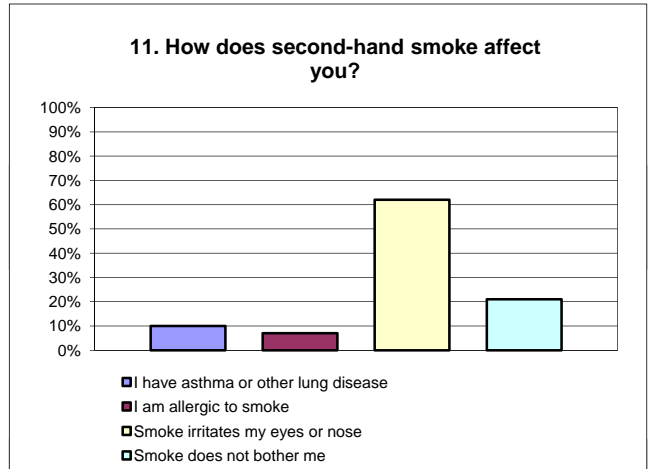


* The answers were distributed across groups.

FHDA Smoking Policy Survey Results, Fall 2011

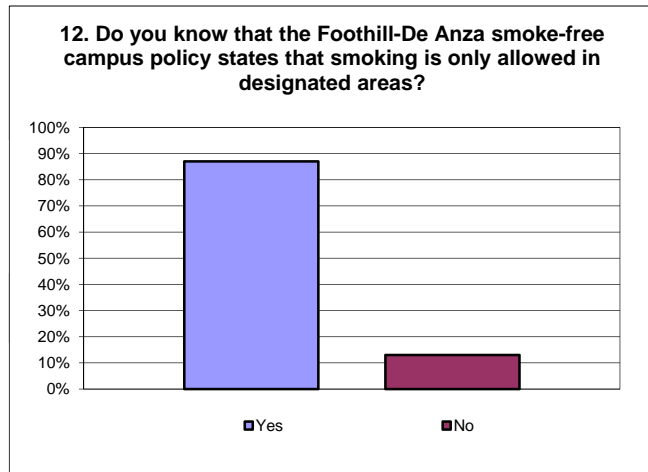
11. How does second-hand smoke affect you?

Response	N	%
I have asthma or other lung disease	618	10%
I am allergic to smoke	427	7%
Smoke irritates my eyes or nose	3,878	62%
Smoke does not bother me	1,294	21%
Total	6,217	100%



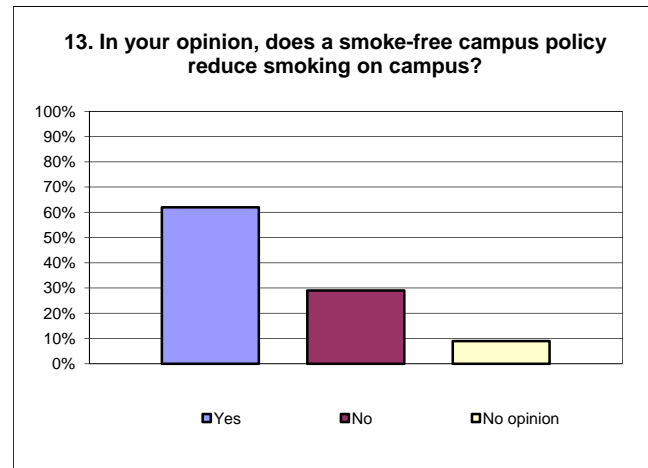
12. Do you know that the Foothill-De Anza smoke-free campus policy states that smoking is only allowed in designated areas?

Response	N	%
Yes	5,374	87%
No	820	13%
Total	6,194	100%



13. In your opinion, does a smoke-free campus policy reduce smoking on campus?

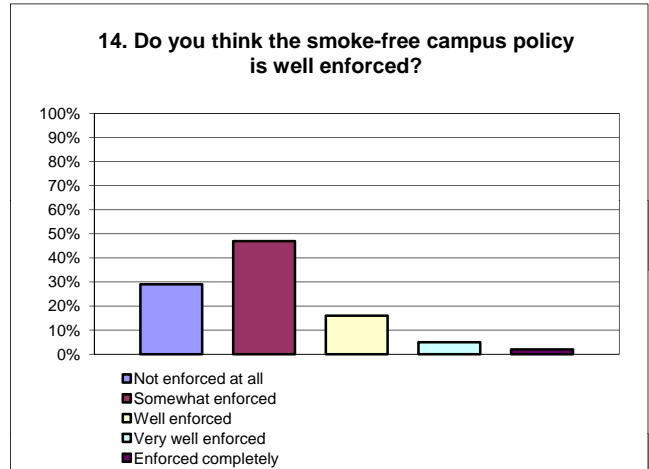
Response	N	%
Yes	3,833	62%
No	1,809	29%
No opinion	574	9%
Total	6,216	100%



FHDA Smoking Policy Survey Results, Fall 2011

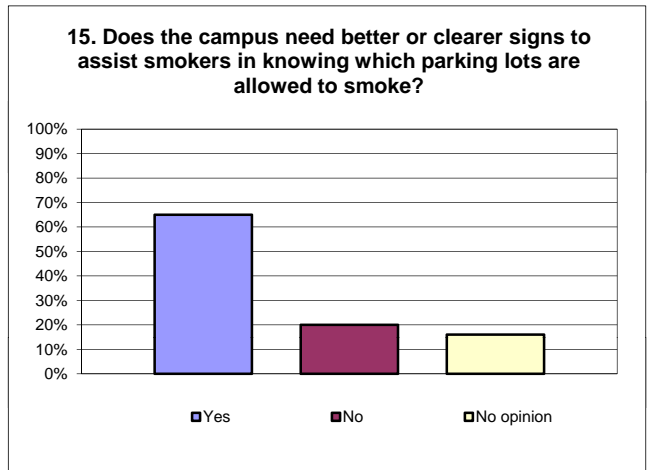
14. Do you think the smoke-free campus policy is well enforced?

Response	N	%
Not enforced at all	1,778	29%
Somewhat enforced	2,901	47%
Well enforced	1,003	16%
Very well enforced	308	5%
Enforced completely	119	2%
Total	6,109	100%



15. Does the campus need better or clearer signs to assist smokers in knowing which parking lots are allowed to smoke?

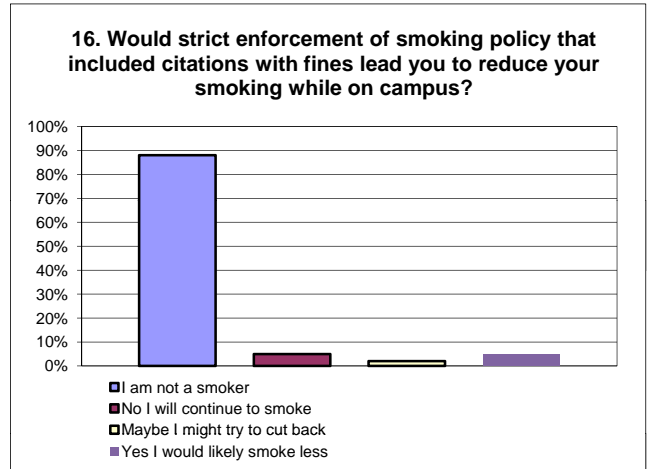
Response	N	%
Yes	4,004	65%
No	1,232	20%
No opinion	968	16%
Total	6,204	100%



FHDA Smoking Policy Survey Results, Fall 2011

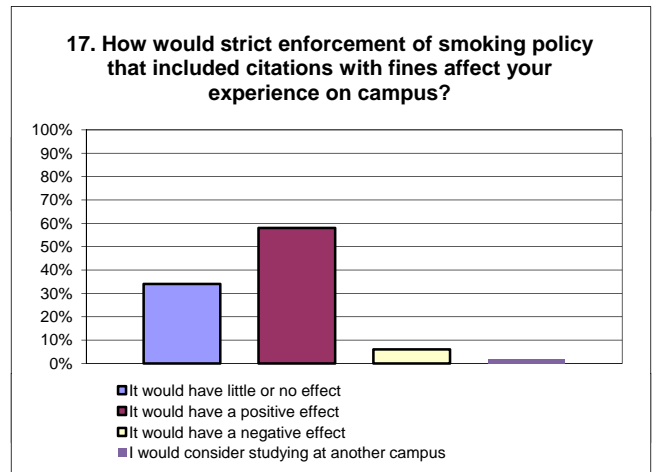
16. Would strict enforcement of smoking policy that included citations with fines lead you to reduce your smoking

Response	N	%
I am not a smoker	5,493	88%
No I will continue to smoke	311	5%
Maybe I might try to cut back	124	2%
Yes I would likely smoke less	290	5%
Total	6,218	100%



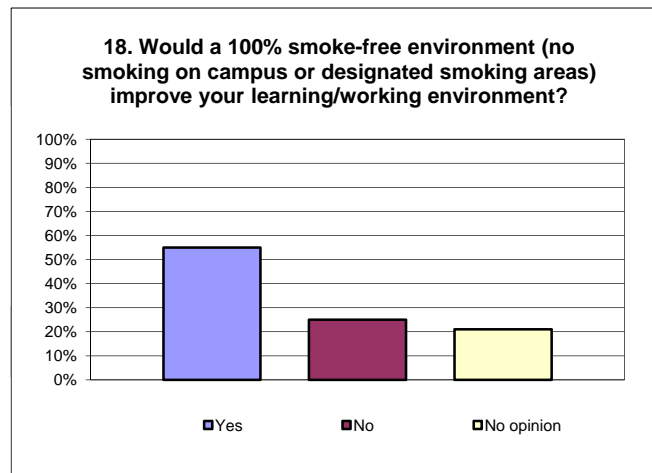
17. How would strict enforcement of smoking policy that included citations with fines affect your experience on campus?

Response	N	%
It would have little or no effect	2,088	34%
It would have a positive effect	3,561	58%
It would have a negative effect	384	6%
I would consider studying at another campus	152	2%
Total	6,185	100%



18. Would a 100% smoke-free environment (no smoking on campus or designated smoking areas) improve your learning/working environment?

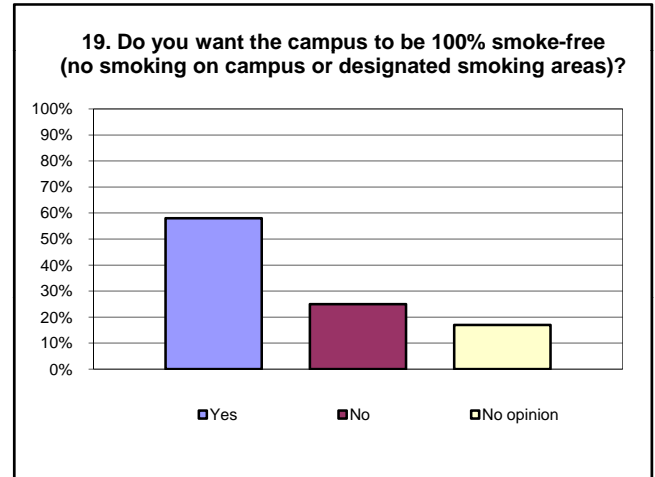
Response	N	%
Yes	3,399	55%
No	1,525	25%
No opinion	1,297	21%
Total	6,221	100%



FHDA Smoking Policy Survey Results, Fall 2011

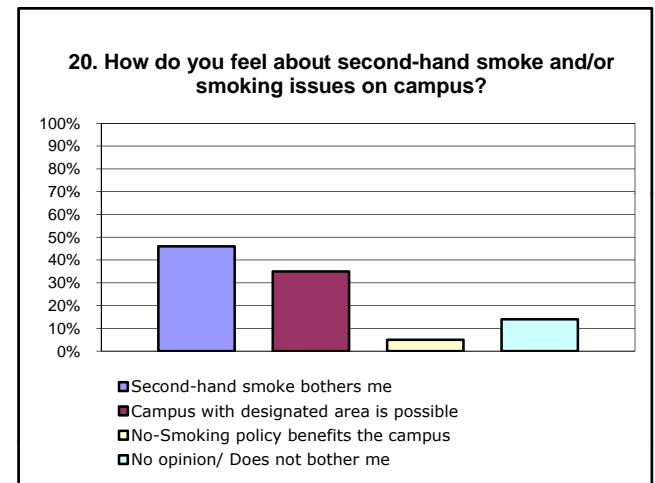
19. Do you want the campus to be 100% smoke-free (no smoking on campus or designated smoking areas)?

Response	N	%
Yes	3,630	58%
No	1,539	25%
No opinion	1,049	17%
Total	6,218	100%



* 20. How do you feel about second-hand smoke and/or smoking issues on campus?

Response	N	%
Second-hand smoke bothers me	2,171	46%
Campus with designated area is possible	1,650	35%
No-Smoking policy benefits the campus	207	5%
No opinion/ Does not bother me	666	14%
Total	4,694	100%



* Comments are grouped in categories

FHDA Smoking Policy Survey Results, by College, Fall 2011

1. Please indicate the main campus you currently attend/work for:

Response	Total	
	N	%
De Anza College (student)	3,682	59%
De Anza College (staff)	331	5%
Foothill College (student)	1,953	31%
Foothill College (staff)	217	4%
Central Services	42	1%
Total	6,225	100%

2. What is your primary role on this campus?

Response	Foothill College		De Anza College		Total	
	N	%	N	%	N	%
Student	1,952	90%	3,666	92%	5,618	91%
Classified Employee/Supervisor	68	3%	118	3%	186	3%
Faculty	132	6%	210	5%	342	6%
Administrator	9	0%	9	0%	18	0%
Total	2,161	100%	4,003	100%	6,164	100%

3. On average, how many hours per week do you spend on this campus?

Response	Foothill College		De Anza College		Total	
	N	%	N	%	N	%
None-I only take/teach on-line courses.	348	16%	195	5%	543	9%
1- 5 hours	516	24%	944	24%	1,460	24%
6-10 hours	444	20%	916	23%	1,360	22%
11-15 hours	312	14%	639	16%	951	15%
16-20 hours	248	11%	603	15%	851	14%
21 or more	299	14%	704	18%	1,003	16%
Total	2,167	100%	4,001	100%	6,168	100%

4. What is your age?

Response	Foothill College		De Anza College		Total	
	N	%	N	%	N	%
17 or younger	41	2%	125	3%	166	3%
18-24	862	40%	2,048	51%	2,910	47%
25-32	431	20%	670	17%	1,101	18%
33 or older	826	38%	1,154	29%	1,980	32%
Total	2,160	100%	3,997	100%	6,157	100%

FHDA Smoking Policy Survey Results, by College, Fall 2011

5. What is your gender?

Response	Foothill College		De Anza College		Total	
	N	%	N	%	N	%
Male	864	40%	1,650	41%	2,514	41%
Female	1,266	59%	2,284	57%	3,550	58%
Decline to state	32	1%	60	2%	92	1%
Total	2,162	100%	3,994	100%	6,156	100%

6. Regarding tobacco use, which of the following best describes you?

Response	Foothill College		De Anza College		Total	
	N	%	N	%	N	%
I have never been a smoker/tobacco user.	1,458	67%	2,765	69%	4,223	69%
I am a former smoker/tobacco user.	425	20%	653	16%	1,078	18%
I use only smokeless tobacco.	6	0%	15	0%	21	0%
I smoke/use tobacco including hookah cigars or pipes occasionally.	200	9%	378	9%	578	9%
I smoke/use tobacco including hookah cigars or pipes daily.	75	3%	186	5%	261	4%
Total	2,164	100%	3,997	100%	6,161	100%

7. Within the last 30 days, on how many days did you use:

Cigarettes

Response	Foothill College		De Anza College		Total	
	N	%	N	%	N	%
Never used	1,573	73%	2,969	75%	4,542	74%
Have used but not in last 30 days	368	17%	570	14%	938	15%
1-2 days	52	2%	102	3%	154	3%
3-5 days	26	1%	43	1%	69	1%
6-9 days	15	1%	30	1%	45	1%
10-19 days	24	1%	47	1%	71	1%
20-29 days	21	1%	50	1%	71	1%
All 30 days	65	3%	153	4%	218	4%
Total	2,144	100%	3,964	100%	6,108	100%

FHDA Smoking Policy Survey Results, by College, Fall 2011

Cigars

Response	Foothill College		De Anza College		Total	
	N	%	N	%	N	%
Never used	1,786	85%	3,372	87%	5,158	87%
Have used but not in last 30 days	272	13%	414	11%	686	12%
1-2 days	18	1%	51	1%	69	1%
3-5 days	4	0%	6	0%	10	0%
6-9 days	5	0%	5	0%	10	0%
10-19 days	2	0%	3	0%	5	0%
20-29 days	1	0%	3	0%	4	0%
All 30 days	2	0%	9	0%	11	0%
Total	2,090	100%	3,863	100%	5,953	100%

Smokeless Tobacco

Response	Foothill College		De Anza College		Total	
	N	%	N	%	N	%
Never used	1,958	94%	3,661	95%	5,619	94%
Have used but not in last 30 days	118	6%	176	5%	294	5%
1-2 days	10	0%	9	0%	19	0%
3-5 days	2	0%	5	0%	7	0%
6-9 days	1	0%	2	0%	3	0%
10-19 days	2	0%	4	0%	6	0%
20-29 days	1	0%	6	0%	7	0%
All 30 days	2	0%	7	0%	9	0%
Total	2,094	100%	3,870	100%	5,964	100%

Hookah

Response	Foothill College		De Anza College		Total	
	N	%	N	%	N	%
Never used	1,641	78%	3,061	79%	4,702	79%
Have used but not in last 30 days	386	18%	670	17%	1,056	18%
1-2 days	46	2%	94	2%	140	2%
3-5 days	12	1%	28	1%	40	1%
6-9 days	2	0%	18	0%	20	0%
10-19 days	4	0%	10	0%	14	0%
20-29 days	2	0%	3	0%	5	0%
All 30 days	1	0%	2	0%	3	0%
Total	2,094	100%	3,886	100%	5,980	100%

FHDA Smoking Policy Survey Results, by College, Fall 2011

Electronic Cigarettes

Response	Foothill College		De Anza College		Total	
	N	%	N	%	N	%
Never used	1,946	93%	3,659	95%	5,605	94%
Have used but not in last 30 days	123	6%	189	5%	312	5%
1-2 days	9	0%	11	0%	20	0%
3-5 days	3	0%	2	0%	5	0%
6-9 days	1	0%	4	0%	5	0%
10-19 days	2	0%	1	0%	3	0%
20-29 days	0	0%	1	0%	1	0%
All 30 days	3	0%	2	0%	5	0%
Total	2,087	100%	3,869	100%	5,956	100%

Pipes

Response	Foothill College		De Anza College		Total	
	N	%	N	%	N	%
Never used	1,871	90%	3,538	92%	5,409	91%
Have used but not in last 30 days	173	8%	257	7%	430	7%
1-2 days	14	1%	22	1%	36	1%
3-5 days	5	0%	11	0%	16	0%
6-9 days	5	0%	9	0%	14	0%
10-19 days	6	0%	12	0%	18	0%
20-29 days	4	0%	6	0%	10	0%
All 30 days	3	0%	9	0%	12	0%
Total	2,081	100%	3,864	100%	5,945	100%

8. Do you know that Health Services at Foothill College and De Anza College currently have a tobacco cessation program, which provides free nicotine replacement patches and nicotine gum along with one-on-one counseling?

Response	Foothill College		De Anza College		Total	
	N	%	N	%	N	%
Yes	807	38%	1,130	28%	1,937	32%
No	1,344	62%	2,853	72%	4,197	68%
Total	2,151	100%	3,983	100%	6,134	100%

FHDA Smoking Policy Survey Results, by College, Fall 2011

9. How often do you encounter second-hand smoke on campus?

Response	Foothill College		De Anza College		Total	
	N	%	N	%	N	%
Never	368	17%	307	8%	675	11%
Rarely	571	26%	634	16%	1,205	20%
Occasionally	712	33%	1,307	33%	2,019	33%
1-2 times daily	329	15%	895	22%	1,224	20%
3-4 times daily	132	6%	499	12%	631	10%
More than 5 times daily	48	2%	356	9%	404	7%
Total	2,160	100%	3,998	100%	6,158	100%

10. Where do you encounter second-hand smoke on campus?

Response	Foothill College		De Anza College		Total	
	N	%	N	%	N	%
Not at all	396	18%	306	8%	702	11%
Student parking lots	288	13%	499	13%	787	13%
Entrances to campus	373	17%	820	21%	1,193	19%
Along paths and walkways	414	19%	933	23%	1,347	22%
Adjacent to buildings	599	28%	1,347	34%	1,946	32%
Other	76	4%	85	2%	161	3%
Total	2,146	100%	3,990	100%	6,136	100%

11. How does second-hand smoke affect you?

Response	Foothill College		De Anza College		Total	
	N	%	N	%	N	%
I have asthma or other lung disease	215	10%	398	10%	613	10%
I am allergic to smoke	151	7%	273	7%	424	7%
Smoke irritates my eyes or nose	1,349	63%	2,478	62%	3,827	62%
Smoke does not bother me	439	20%	843	21%	1,282	21%
Total	2,154	100%	3,992	100%	6,146	100%

FHDA Smoking Policy Survey Results, by College, Fall 2011

12. Do you know that the Foothill-De Anza smoke-free campus policy states that smoking is only allowed in designated areas?

Response	Foothill College		De Anza College		Total	
	N	%	N	%	N	%
Yes	1,773	82%	3,548	89%	5,321	87%
No	377	18%	426	11%	803	13%
Total	2,150	100%	3,974	100%	6,124	100%

13. In your opinion, does a smoke-free campus policy reduce smoking on campus?

Response	Foothill College		De Anza College		Total	
	N	%	N	%	N	%
Yes	1,447	67%	2,338	59%	3,785	62%
No	502	23%	1,292	32%	1,794	29%
No opinion	214	10%	353	9%	567	9%
Total	2,163	100%	3,983	100%	6,146	100%

14. Do you think the smoke-free campus policy is well enforced?

Response	Foothill College		De Anza College		Total	
	N	%	N	%	N	%
Not enforced at all	511	25%	1,244	31%	1,755	29%
Somewhat enforced	955	46%	1,913	48%	2,868	47%
Well enforced	437	21%	561	14%	998	17%
Very well enforced	135	6%	168	4%	303	5%
Enforced completely	47	2%	71	2%	118	2%
Total	2,085	100%	3,957	100%	6,042	100%

15. Does the campus need better or clearer signs to assist smokers in knowing which parking lots are allowed to smoke?

Response	Foothill College		De Anza College		Total	
	N	%	N	%	N	%
Yes	1,334	62%	2,627	66%	3,961	65%
No	379	18%	839	21%	1,218	20%
No opinion	437	20%	519	13%	956	16%
Total	2,150	100%	3,985	100%	6,135	100%

FHDA Smoking Policy Survey Results, by College, Fall 2011

16. Would strict enforcement of smoking policy that included citations with fines lead you to reduce your smoking while on campus?

Response	Foothill College		De Anza College		Total	
	N	%	N	%	N	%
I am not a smoker	1,940	90%	3,489	87%	5,429	88%
No I will continue to smoke	89	4%	217	5%	306	5%
Maybe I might try to cut back	35	2%	88	2%	123	2%
Yes I would likely smoke less	92	4%	197	5%	289	5%
Total	2,156	100%	3,991	100%	6,147	100%

17. How would strict enforcement of smoking policy that included citations with fines affect your experience on campus?

Response	Foothill College		De Anza College		Total	
	N	%	N	%	N	%
It would have little or no effect	811	38%	1,255	32%	2,066	34%
It would have a positive effect	1,169	55%	2,349	59%	3,518	58%
It would have a negative effect	117	5%	263	7%	380	6%
I would consider studying at another campus	46	2%	105	3%	151	2%
Total	2,143	100%	3,972	100%	6,115	100%

18. Would a 100% smoke-free environment (no smoking on campus or designated smoking areas) improve your learning/working environment?

Response	Foothill College		De Anza College		Total	
	N	%	N	%	N	%
Yes	1,179	55%	2,181	55%	3,360	55%
No	524	24%	985	25%	1,509	25%
No opinion	458	21%	824	21%	1,282	21%
Total	2,161	100%	3,990	100%	6,151	100%

19. Do you want the campus to be 100% smoke-free (no smoking on campus or designated smoking

Response	Foothill College		De Anza College		Total	
	N	%	N	%	N	%
Yes	1,274	59%	2,314	58%	3,588	58%
No	513	24%	1,007	25%	1,520	25%
No opinion	369	17%	670	17%	1,039	17%
Total	2,156	100%	3,991	100%	6,147	100%

FHDA Smoking Policy Survey Results by Student/Employee, Fall 2011

1. Please indicate the main campus you currently attend/work for:

Response	Students		Employees		Total	
	N	%	N	%	N	%
De Anza College (student)	3,655	65%	17	3%	3,672	59%
De Anza College (staff)	11	0%	320	55%	331	5%
Foothill College (student)	1,937	34%	8	1%	1,945	31%
Foothill College (staff)	15	0%	201	35%	216	3%
Central Services	6	0%	36	6%	42	1%
Total	5,624	100%	582	100%	6,206	100%

2. What is your primary role on this campus?

Response	Total	
	N	%
Student	5,641	91%
Classified Employee/Supervisor	219	4%
Faculty	343	6%
Administrator	20	0%
Total	6,223	100%

3. On average, how many hours per week do you spend on this campus?

Response	Students		Employees		Total	
	N	%	N	%	N	%
None-I only take/teach on-line courses.	536	10%	12	2%	548	9%
1- 5 hours	1,426	25%	40	7%	1,466	24%
6-10 hours	1,268	23%	92	16%	1,360	22%
11-15 hours	905	16%	44	8%	949	15%
16-20 hours	798	14%	55	9%	853	14%
21 or more	694	12%	337	58%	1,031	17%
Total	5,627	100%	580	100%	6,207	100%

4. What is your age?

Response	Students		Employees		Total	
	N	%	N	%	N	%
17 or younger	168	3%	0	0%	168	3%
18-24	2,907	52%	7	1%	2,914	47%
25-32	1,061	19%	44	8%	1,105	18%
33 or older	1,484	26%	529	91%	2,013	32%
Total	5,620	100%	580	100%	6,200	100%

Note:

The Employees group includes Classified Employee/Supervisor, Faculty, and Administrator.

FHDA Smoking Policy Survey Results by Student/Employee, Fall 2011

5. What is your gender?

Response	Students		Employees		Total	
	N	%	N	%	N	%
Male	2,314	41%	213	37%	2,527	41%
Female	3,221	57%	359	62%	3,580	58%
Decline to state	85	2%	7	1%	92	1%
Total	5,620	100%	579	100%	6,199	100%

6. Regarding tobacco use, which of the following best describes you?

Response	Students		Employees		Total	
	N	%	N	%	N	%
I have never been a smoker/tobacco user.	3,855	69%	398	69%	4,253	69%
I am a former smoker/tobacco user.	937	17%	148	26%	1,085	17%
I use only smokeless tobacco.	20	0%	1	0%	21	0%
I smoke/use tobacco including hookah cigars or pipes occasionally.	559	10%	22	4%	581	9%
I smoke/use tobacco including hookah cigars or pipes daily.	255	5%	9	2%	264	4%
Total	5,626	100%	578	100%	6,204	100%

7. Within the last 30 days, on how many days did you use:

Cigarettes

Response	Students		Employees		Total	
	N	%	N	%	N	%
Never used	4,098	73%	478	84%	4,576	74%
Have used but not in last 30 days	864	15%	77	13%	941	15%
1-2 days	150	3%	6	1%	156	3%
3-5 days	67	1%	2	0%	69	1%
6-9 days	45	1%	0	0%	45	1%
10-19 days	71	1%	0	0%	71	1%
20-29 days	72	1%	0	0%	72	1%
All 30 days	212	4%	8	1%	220	4%
Total	5,579	100%	571	100%	6,150	100%

Note:

The Employees group includes Classified Employee/Supervisor, Faculty, and Administrator.

FHDA Smoking Policy Survey Results by Student/Employee, Fall 2011

Cigars

Response	Students		Employees		Total	
	N	%	N	%	N	%
Never used	4,684	86%	512	92%	5,196	87%
Have used but not in last 30 days	647	12%	40	7%	687	11%
1-2 days	67	1%	3	1%	70	1%
3-5 days	10	0%	0	0%	10	0%
6-9 days	10	0%	1	0%	11	0%
10-19 days	4	0%	1	0%	5	0%
20-29 days	3	0%	1	0%	4	0%
All 30 days	11	0%	0	0%	11	0%
Total	5,436	100%	558	100%	5,994	100%

Smokeless Tobacco

Response	Students		Employees		Total	
	N	%	N	%	N	%
Never used	5,108	94%	550	98%	5,658	94%
Have used but not in last 30 days	285	5%	10	2%	295	5%
1-2 days	19	0%	0	0%	19	0%
3-5 days	8	0%	0	0%	8	0%
6-9 days	3	0%	0	0%	3	0%
10-19 days	6	0%	0	0%	6	0%
20-29 days	7	0%	0	0%	7	0%
All 30 days	9	0%	0	0%	9	0%
Total	5,445	100%	560	100%	6,005	100%

Hookah

Response	Students		Employees		Total	
	N	%	N	%	N	%
Never used	4,209	77%	532	95%	4,741	79%
Have used but not in last 30 days	1,029	19%	29	5%	1,058	18%
1-2 days	140	3%	0	0%	140	2%
3-5 days	40	1%	0	0%	40	1%
6-9 days	20	0%	0	0%	20	0%
10-19 days	13	0%	1	0%	14	0%
20-29 days	5	0%	0	0%	5	0%
All 30 days	3	0%	0	0%	3	0%
Total	5,459	100%	562	100%	6,021	100%

Note:

The Employees group includes Classified Employee/Supervisor, Faculty, and Administrator.

FHDA Smoking Policy Survey Results by Student/Employee, Fall 2011

Electronic Cigarettes

Response	Students		Employees		Total	
	N	%	N	%	N	%
Never used	5,091	94%	551	99%	5,642	94%
Have used but not in last 30 days	310	6%	5	1%	315	5%
1-2 days	19	0%	1	0%	20	0%
3-5 days	5	0%	0	0%	5	0%
6-9 days	5	0%	0	0%	5	0%
10-19 days	3	0%	0	0%	3	0%
20-29 days	1	0%	0	0%	1	0%
All 30 days	5	0%	0	0%	5	0%
Total	5,439	100%	557	100%	5,996	100%

Pipes

Response	Students		Employees		Total	
	N	%	N	%	N	%
Never used	4,922	91%	527	96%	5,449	91%
Have used but not in last 30 days	411	8%	20	4%	431	7%
1-2 days	35	1%	1	0%	36	1%
3-5 days	16	0%	0	0%	16	0%
6-9 days	14	0%	0	0%	14	0%
10-19 days	18	0%	1	0%	19	0%
20-29 days	9	0%	1	0%	10	0%
All 30 days	12	0%	0	0%	12	0%
Total	5,437	100%	550	100%	5,987	100%

8. Do you know that Health Services at Foothill College and De Anza College currently have a tobacco cessation program, which provides free nicotine replacement patches and nicotine gum along with one-on-one counseling?

Response	Students		Employees		Total	
	N	%	N	%	N	%
Yes	1,610	29%	346	60%	1,956	32%
No	3,993	71%	228	40%	4,221	68%
Total	5,603	100%	574	100%	6,177	100%

Note:

The Employees group includes Classified Employee/Supervisor, Faculty, and Administrator.

FHDA Smoking Policy Survey Results by Student/Employee, Fall 2011

9. How often do you encounter second-hand smoke on campus?

Response	Students		Employees		Total	
	N	%	N	%	N	%
Never	661	12%	22	4%	683	11%
Rarely	1,108	20%	103	18%	1,211	20%
Occasionally	1,825	32%	217	37%	2,042	33%
1-2 times daily	1,100	20%	126	22%	1,226	20%
3-4 times daily	569	10%	66	11%	635	10%
More than 5 times daily	359	6%	45	8%	404	7%
Total	5,622	100%	579	100%	6,201	100%

10. Where do you encounter second-hand smoke on campus?

Response	Students		Employees		Total	
	N	%	N	%	N	%
Not at all	686	12%	25	4%	711	12%
Student parking lots	740	13%	53	9%	793	13%
Entrances to campus	1,083	19%	115	20%	1,198	19%
Along paths and walkways	1,259	22%	95	16%	1,354	22%
Adjacent to buildings	1,677	30%	285	49%	1,962	32%
Other	154	3%	7	1%	161	3%
Total	5,599	100%	580	100%	6,179	100%

11. How does second-hand smoke affect you?

Response	Students		Employees		Total	
	N	%	N	%	N	%
I have asthma or other lung disease	555	10%	60	10%	615	10%
I am allergic to smoke	353	6%	72	12%	425	7%
Smoke irritates my eyes or nose	3,493	62%	365	63%	3,858	62%
Smoke does not bother me	1,211	22%	80	14%	1,291	21%
Total	5,612	100%	577	100%	6,189	100%

Note:

The Employees group includes Classified Employee/Supervisor, Faculty, and Administrator.

FHDA Smoking Policy Survey Results by Student/Employee, Fall 2011

12. Do you know that the Foothill-De Anza smoke-free campus policy states that smoking is only allowed in designated areas?

Response	Students		Employees		Total	
	N	%	N	%	N	%
Yes	4,806	86%	550	96%	5,356	87%
No	792	14%	20	4%	812	13%
Total	5,598	100%	570	100%	6,168	100%

13. In your opinion, does a smoke-free campus policy reduce smoking on campus?

Response	Students		Employees		Total	
	N	%	N	%	N	%
Yes	3,383	60%	432	75%	3,815	62%
No	1,699	30%	103	18%	1,802	29%
No opinion	532	9%	38	7%	570	9%
Total	5,614	100%	573	100%	6,187	100%

14. Do you think the smoke-free campus policy is well enforced?

Response	Students		Employees		Total	
	N	%	N	%	N	%
Not enforced at all	1,492	27%	277	48%	1,769	29%
Somewhat enforced	2,662	48%	227	40%	2,889	47%
Well enforced	949	17%	49	9%	998	16%
Very well enforced	292	5%	16	3%	308	5%
Enforced completely	115	2%	4	1%	119	2%
Total	5,510	100%	573	100%	6,083	100%

15. Does the campus need better or clearer signs to assist smokers in knowing which parking lots are allowed to smoke?

Response	Students		Employees		Total	
	N	%	N	%	N	%
Yes	3,595	64%	394	69%	3,989	65%
No	1,107	20%	120	21%	1,227	20%
No opinion	903	16%	59	10%	962	16%
Total	5,605	100%	573	100%	6,178	100%

Note:

The Employees group includes Classified Employee/Supervisor, Faculty, and Administrator.

FHDA Smoking Policy Survey Results by Student/Employee, Fall 2011

16. Would strict enforcement of smoking policy that included citations with fines lead you to reduce your smoking while on campus?

Response	Students		Employees		Total	
	N	%	N	%	N	%
I am not a smoker	4,909	87%	557	96%	5,466	88%
No I will continue to smoke	301	5%	10	2%	311	5%
Maybe I might try to cut back	119	2%	5	1%	124	2%
Yes I would likely smoke less	283	5%	6	1%	289	5%
Total	5,612	100%	578	100%	6,190	100%

17. How would strict enforcement of smoking policy that included citations with fines affect your experience on campus?

Response	Students		Employees		Total	
	N	%	N	%	N	%
It would have little or no effect	1,930	35%	152	27%	2,082	34%
It would have a positive effect	3,157	57%	383	67%	3,540	57%
It would have a negative effect	350	6%	33	6%	383	6%
I would consider studying at another campus	150	3%	2	0%	152	2%
Total	5,587	100%	570	100%	6,157	100%

18. Would a 100% smoke-free environment (no smoking on campus or parking lots) improve your learning/working environment?

Response	Students		Employees		Total	
	N	%	N	%	N	%
Yes	3,017	54%	366	63%	3,383	55%
No	1,414	25%	105	18%	1,519	25%
No opinion	1,186	21%	107	19%	1,293	21%
Total	5,617	100%	578	100%	6,195	100%

19. Do you want the campus to be 100% smoke-free (no smoking on campus or parking lots)?

Response	Students		Employees		Total	
	N	%	N	%	N	%
Yes	3,260	58%	352	61%	3,612	58%
No	1,378	25%	155	27%	1,533	25%
No opinion	975	17%	70	12%	1,045	17%
Total	5,613	100%	577	100%	6,190	100%

Note:

The Employees group includes Classified Employee/Supervisor, Faculty, and Administrator.

FHDA Smoking Policy Survey Results by Zip Code, Fall 2011

1. Please indicate the main campus you currently attend/work for:

Response	Mountain View, Los Altos, Palo Alto		Sunnyvale		Cupertino		Santa Clara		San Jose		Other	
	N	%	N	%	N	%	N	%	N	%	N	%
De Anza College (student)	129	18%	319	69%	291	70%	213	72%	1,498	78%	827	49%
De Anza College (staff)	18	2%	13	3%	72	17%	13	4%	59	3%	128	8%
Foothill College (student)	506	69%	119	26%	47	11%	63	21%	328	17%	634	37%
Foothill College (staff)	65	9%	6	1%	5	1%	4	1%	21	1%	92	5%
Central Services	18	2%	3	1%	0	0%	1	0%	6	0%	10	1%
Total	736	100%	460	100%	415	100%	294	100%	1,912	100%	1,691	100%

2. What is your primary role on this campus?

Response	Mountain View, Los Altos, Palo Alto		Sunnyvale		Cupertino		Santa Clara		San Jose		Other	
	N	%	N	%	N	%	N	%	N	%	N	%
Student	642	87%	438	95%	337	82%	277	94%	1,823	95%	1,460	86%
Classified Employee/Supervisor	50	7%	10	2%	36	9%	8	3%	37	2%	71	4%
Faculty	42	6%	11	2%	38	9%	9	3%	50	3%	149	9%
Administrator	2	0%	1	0%	2	0%	0	0%	3	0%	10	1%
Total	736	100%	460	100%	413	100%	294	100%	1,913	100%	1,690	100%

3. On average, how many hours per week do you spend on this campus?

Response	Mountain View, Los Altos, Palo Alto		Sunnyvale		Cupertino		Santa Clara		San Jose		Other	
	N	%	N	%	N	%	N	%	N	%	N	%
None-I only take/teach on-line courses.	61	8%	31	7%	24	6%	15	5%	97	5%	232	14%
1- 5 hours	170	23%	123	27%	97	24%	68	23%	420	22%	443	26%
6-10 hours	162	22%	97	21%	83	20%	73	25%	460	24%	328	19%
11-15 hours	115	16%	76	17%	55	13%	46	16%	342	18%	210	12%
16-20 hours	96	13%	61	13%	46	11%	42	14%	289	15%	215	13%
21 or more	134	18%	72	16%	107	26%	51	17%	303	16%	265	16%
Total	738	100%	460	100%	412	100%	295	100%	1,911	100%	1,693	100%

FHDA Smoking Policy Survey Results by Zip Code, Fall 2011

4. What is your age?

Response	Mountain View, Los Altos, Palo Alto		Sunnyvale		Cupertino		Santa Clara		San Jose		Other	
	N	%	N	%	N	%	N	%	N	%	N	%
17 or younger	17	2%	14	3%	44	11%	7	2%	25	1%	51	3%
18-24	290	39%	216	47%	148	36%	151	51%	1,126	59%	643	38%
25-32	119	16%	84	18%	44	11%	66	22%	383	20%	272	16%
33 or older	311	42%	146	32%	176	43%	71	24%	380	20%	724	43%
Total	737	100%	460	100%	412	100%	295	100%	1,914	100%	1,690	100%

5. What is your gender?

Response	Mountain View, Los Altos, Palo Alto		Sunnyvale		Cupertino		Santa Clara		San Jose		Other	
	N	%	N	%	N	%	N	%	N	%	N	%
Male	286	39%	186	40%	190	46%	126	43%	779	41%	683	40%
Female	444	60%	270	59%	218	53%	162	55%	1,120	58%	962	57%
Decline to state	6	1%	4	1%	4	1%	6	2%	16	1%	46	3%
Total	736	100%	460	100%	412	100%	294	100%	1,915	100%	1,691	100%

6. Regarding tobacco use, which of the following best describes you?

Response	Mountain View, Los Altos, Palo Alto		Sunnyvale		Cupertino		Santa Clara		San Jose		Other	
	N	%	N	%	N	%	N	%	N	%	N	%
I have never been a smoker/tobacco user.	512	69%	323	70%	320	78%	185	63%	1,326	69%	1,132	67%
I am a former smoker/tobacco user.	147	20%	89	19%	53	13%	54	18%	304	16%	307	18%
I use only smokeless tobacco.	1	0%	1	0%	1	0%	2	1%	8	0%	5	0%
I smoke/use tobacco including hookah cigars or pipes occasionally.	52	7%	35	8%	26	6%	36	12%	204	11%	155	9%
I smoke/use tobacco including hookah cigars or pipes daily.	26	4%	13	3%	11	3%	16	5%	74	4%	94	6%
Total	738	100%	461	100%	411	100%	293	100%	1,916	100%	1,693	100%

FHDA Smoking Policy Survey Results by Zip Code, Fall 2011

7. Within the last 30 days, on how many days did you use:

Cigarettes

Response	Mountain View, Los Altos, Palo Alto		Sunnyvale		Cupertino		Santa Clara		San Jose		Other	
	N	%	N	%	N	%	N	%	N	%	N	%
Never used	540	74%	358	78%	333	81%	199	68%	1,414	74%	1,236	74%
Have used but not in last 30 days	124	17%	62	14%	50	12%	51	17%	298	16%	241	14%
1-2 days	20	3%	13	3%	10	2%	12	4%	48	3%	35	2%
3-5 days	9	1%	3	1%	2	0%	3	1%	23	1%	18	1%
6-9 days	4	1%	1	0%	4	1%	3	1%	13	1%	14	1%
10-19 days	5	1%	3	1%	0	0%	5	2%	20	1%	26	2%
20-29 days	6	1%	6	1%	2	0%	8	3%	21	1%	23	1%
All 30 days	21	3%	12	3%	8	2%	12	4%	65	3%	79	5%
Total	729	100%	458	100%	409	100%	293	100%	1,902	100%	1,672	100%

Cigars

Response	Mountain View, Los Altos, Palo Alto		Sunnyvale		Cupertino		Santa Clara		San Jose		Other	
	N	%	N	%	N	%	N	%	N	%	N	%
Never used	619	87%	391	87%	366	91%	237	83%	1,623	88%	1,383	85%
Have used but not in last 30 days	86	12%	49	11%	31	8%	37	13%	199	11%	201	13%
1-2 days	2	0%	5	1%	4	1%	7	2%	19	1%	26	2%
3-5 days	2	0%	1	0%	0	0%	0	0%	4	0%	2	0%
6-9 days	1	0%	2	0%	0	0%	1	0%	2	0%	5	0%
10-19 days	0	0%	0	0%	0	0%	1	0%	1	0%	3	0%
20-29 days	0	0%	0	0%	1	0%	1	0%	1	0%	0	0%
All 30 days	1	0%	1	0%	2	0%	0	0%	4	0%	2	0%
Total	711	100%	449	100%	404	100%	284	100%	1,853	100%	1,622	100%

FHDA Smoking Policy Survey Results by Zip Code, Fall 2011

Smokeless Tobacco

Response	Mountain View, Los Altos, Palo Alto		Sunnyvale		Cupertino		Santa Clara		San Jose		Other	
	N	%	N	%	N	%	N	%	N	%	N	%
Never used	673	94%	430	96%	387	97%	265	93%	1,764	95%	1,508	93%
Have used but not in last 30 days	37	5%	16	4%	10	3%	18	6%	83	4%	93	6%
1-2 days	3	0%	1	0%	0	0%	0	0%	4	0%	8	1%
3-5 days	2	0%	0	0%	1	0%	1	0%	0	0%	3	0%
6-9 days	0	0%	0	0%	0	0%	0	0%	1	0%	2	0%
10-19 days	0	0%	0	0%	0	0%	0	0%	3	0%	3	0%
20-29 days	0	0%	0	0%	1	0%	0	0%	3	0%	2	0%
All 30 days	0	0%	1	0%	0	0%	1	0%	2	0%	5	0%
Total	715	100%	448	100%	399	100%	285	100%	1,860	100%	1,624	100%

Hookah

Response	Mountain View, Los Altos, Palo Alto		Sunnyvale		Cupertino		Santa Clara		San Jose		Other	
	N	%	N	%	N	%	N	%	N	%	N	%
Never used	582	81%	370	83%	345	86%	211	74%	1,424	76%	1,313	81%
Have used but not in last 30 days	123	17%	60	13%	47	12%	60	21%	369	20%	249	15%
1-2 days	10	1%	8	2%	6	1%	8	3%	47	3%	38	2%
3-5 days	3	0%	3	1%	3	1%	6	2%	11	1%	12	1%
6-9 days	0	0%	3	1%	1	0%	1	0%	7	0%	7	1%
10-19 days	0	0%	1	0%	0	0%	0	0%	9	0%	3	0%
20-29 days	1	0%	0	0%	0	0%	0	0%	2	0%	2	0%
All 30 days	0	0%	0	0%	0	0%	0	0%	1	0%	2	0%
Total	719	100%	445	100%	402	100%	286	100%	1,870	100%	1,626	100%

FHDA Smoking Policy Survey Results by Zip Code, Fall 2011

Electronic Cigarettes

Response	Mountain View, Los Altos, Palo Alto		Sunnyvale		Cupertino		Santa Clara		San Jose		Other	
	N	%	N	%	N	%	N	%	N	%	N	%
Never used	669	94%	424	95%	388	97%	265	93%	1,755	95%	1,515	93%
Have used but not in last 30 days	38	5%	21	5%	10	3%	19	7%	90	5%	96	6%
1-2 days	4	1%	0	0%	1	0%	0	0%	8	0%	5	1%
3-5 days	1	0%	0	0%	0	0%	0	0%	0	0%	2	0%
6-9 days	0	0%	0	0%	1	0%	1	0%	1	0%	2	0%
10-19 days	0	0%	0	0%	0	0%	0	0%	0	0%	1	0%
20-29 days	0	0%	0	0%	0	0%	0	0%	1	0%	0	0%
All 30 days	0	0%	1	0%	0	0%	0	0%	1	0%	3	0%
Total	712	100%	446	100%	400	100%	285	100%	1,856	100%	1,624	100%

Pipes

Response	Mountain View, Los Altos, Palo Alto		Sunnyvale		Cupertino		Santa Clara		San Jose		Other	
	N	%	N	%	N	%	N	%	N	%	N	%
Never used	645	91%	411	92%	381	95%	256	89%	1,703	92%	1,460	90%
Have used but not in last 30 days	55	8%	21	5%	19	5%	23	8%	122	7%	133	8%
1-2 days	0	0%	4	1%	0	0%	3	1%	15	1%	9	1%
3-5 days	3	0%	3	1%	1	0%	0	0%	2	0%	6	1%
6-9 days	2	0%	2	0%	1	0%	2	1%	4	0%	1	0%
10-19 days	3	0%	3	1%	0	0%	0	0%	4	0%	6	0%
20-29 days	1	0%	1	0%	0	0%	1	0%	3	0%	3	0%
All 30 days	3	0%	0	0%	0	0%	2	1%	2	0%	4	0%
Total	712	100%	445	100%	402	100%	287	100%	1,855	100%	1,622	100%

8. Do you know that Health Services at Foothill College and De Anza College currently have a tobacco cessation program, which provides free nicotine replacement patches and nicotine gum along with one-on-one counseling?

Response	Mountain View, Los Altos, Palo Alto		Sunnyvale		Cupertino		Santa Clara		San Jose		Other	
	N	%	N	%	N	%	N	%	N	%	N	%
Yes	314	43%	139	30%	122	30%	94	32%	559	29%	518	31%
No	423	57%	320	70%	288	70%	198	68%	1,350	71%	1,162	69%
Total	737	100%	459	100%	410	100%	292	100%	1,909	100%	1,680	100%

FHDA Smoking Policy Survey Results by Zip Code, Fall 2011

9. How often do you encounter second-hand smoke on campus?

Response	Mountain View, Los Altos, Palo Alto		Sunnyvale		Cupertino		Santa Clara		San Jose		Other	
	N	%	N	%	N	%	N	%	N	%	N	%
Never	106	14%	43	9%	34	8%	27	9%	156	8%	258	15%
Rarely	185	25%	79	17%	78	19%	59	20%	326	17%	342	20%
Occasionally	256	35%	160	35%	145	35%	92	31%	646	34%	510	30%
1-2 times daily	122	16%	90	19%	83	20%	55	19%	421	22%	303	18%
3-4 times daily	48	6%	60	13%	38	9%	36	12%	196	10%	184	11%
More than 5 times daily	23	3%	30	6%	36	9%	24	8%	168	9%	91	5%
Total	740	100%	462	100%	414	100%	293	100%	1,913	100%	1,688	100%

10. Where do you encounter second-hand smoke on campus?

Response	Mountain View, Los Altos, Palo Alto		Sunnyvale		Cupertino		Santa Clara		San Jose		Other	
	N	%	N	%	N	%	N	%	N	%	N	%
Not at all	110	15%	48	10%	29	7%	27	9%	165	9%	267	16%
Student parking lots	99	13%	57	12%	49	12%	43	15%	257	13%	190	11%
Entrances to campus	136	19%	84	18%	73	18%	60	20%	423	22%	279	17%
Along paths and walkways	141	19%	119	26%	94	23%	53	18%	429	22%	370	22%
Adjacent to buildings	221	30%	144	31%	157	38%	101	34%	601	31%	519	31%
Other	28	4%	9	2%	8	2%	11	4%	40	2%	50	3%
Total	735	100%	461	100%	410	100%	295	100%	1,915	100%	1,675	100%

11. How does second-hand smoke affect you?

Response	Mountain View, Los Altos, Palo Alto		Sunnyvale		Cupertino		Santa Clara		San Jose		Other	
	N	%	N	%	N	%	N	%	N	%	N	%
I have asthma or other lung disease	61	8%	36	8%	34	8%	30	10%	195	10%	172	10%
I am allergic to smoke	49	7%	32	7%	39	9%	16	5%	125	7%	120	7%
Smoke irritates my eyes or nose	463	63%	305	66%	263	64%	185	63%	1,204	63%	1,009	60%
Smoke does not bother me	164	22%	87	19%	78	19%	64	22%	385	20%	382	23%
Total	737	100%	460	100%	414	100%	295	100%	1,909	100%	1,683	100%

FHDA Smoking Policy Survey Results by Zip Code, Fall 2011

12. Do you know that the Foothill-De Anza smoke-free campus policy states that smoking is only allowed in designated areas?

Response	Mountain View, Los Altos, Palo Alto		Sunnyvale		Cupertino		Santa Clara		San Jose		Other	
	N	%	N	%	N	%	N	%	N	%	N	%
Yes	620	85%	397	87%	348	86%	266	91%	1,710	90%	1,412	84%
No	110	15%	60	13%	59	14%	25	9%	196	10%	274	16%
Total	730	100%	457	100%	407	100%	291	100%	1,906	100%	1,686	100%

13. In your opinion, does a smoke-free campus policy reduce smoking on campus?

Response	Mountain View, Los Altos, Palo Alto		Sunnyvale		Cupertino		Santa Clara		San Jose		Other	
	N	%	N	%	N	%	N	%	N	%	N	%
Yes	484	66%	282	61%	281	69%	185	63%	1,145	60%	1,005	60%
No	184	25%	137	30%	101	25%	90	31%	595	31%	498	30%
No opinion	69	9%	41	9%	28	7%	20	7%	169	9%	183	11%
Total	737	100%	460	100%	410	100%	295	100%	1,909	100%	1,686	100%

14. Do you think the smoke-free campus policy is well enforced?

Response	Mountain View, Los Altos, Palo Alto		Sunnyvale		Cupertino		Santa Clara		San Jose		Other	
	N	%	N	%	N	%	N	%	N	%	N	%
Not enforced at all	197	27%	135	29%	117	29%	73	25%	551	29%	509	31%
Somewhat enforced	326	45%	216	47%	212	52%	138	47%	955	50%	707	44%
Well enforced	138	19%	80	17%	54	13%	59	20%	278	15%	284	18%
Very well enforced	39	5%	21	5%	14	3%	12	4%	92	5%	89	5%
Enforced completely	19	3%	7	2%	12	3%	10	3%	25	1%	30	2%
Total	719	100%	459	100%	409	100%	292	100%	1,901	100%	1,619	100%

FHDA Smoking Policy Survey Results by Zip Code, Fall 2011

15. Does the campus need better or clearer signs to assist smokers in knowing which parking lots are allowed to smoke?

Response	Mountain View, Los Altos, Palo Alto		Sunnyvale		Cupertino		Santa Clara		San Jose		Other	
	N	%	N	%	N	%	N	%	N	%	N	%
Yes	448	61%	307	67%	272	66%	209	72%	1,320	69%	995	59%
No	138	19%	82	18%	76	18%	56	19%	364	19%	367	22%
No opinion	147	20%	70	15%	64	16%	27	9%	226	12%	319	19%
Total	733	100%	459	100%	412	100%	292	100%	1,910	100%	1,681	100%

16. Would strict enforcement of smoking policy that included citations with fines lead you to reduce your smoking while on campus?

Response	Mountain View, Los Altos, Palo Alto		Sunnyvale		Cupertino		Santa Clara		San Jose		Other	
	N	%	N	%	N	%	N	%	N	%	N	%
I am not a smoker	672	91%	417	90%	382	93%	242	83%	1,694	88%	1,462	87%
No, I will continue to smoke	34	5%	20	4%	12	3%	21	7%	81	4%	110	7%
Maybe I might try to cut back	12	2%	8	2%	5	1%	9	3%	36	2%	38	2%
Yes I would likely smoke less	20	3%	16	3%	11	3%	18	6%	105	5%	77	5%
Total	738	100%	461	100%	410	100%	290	100%	1,916	100%	1,687	100%

17. How would strict enforcement of smoking policy that included citations with fines affect your experience on campus?

Response	Mountain View, Los Altos, Palo Alto		Sunnyvale		Cupertino		Santa Clara		San Jose		Other	
	N	%	N	%	N	%	N	%	N	%	N	%
It would have little or no effect	273	37%	147	32%	126	31%	88	30%	631	33%	589	35%
It would have a positive effect	399	54%	274	60%	251	61%	175	60%	1,139	60%	895	54%
It would have a negative effect	50	7%	31	7%	25	6%	22	8%	102	5%	118	7%
I would consider studying at another campus	16	2%	7	2%	9	2%	7	2%	38	2%	60	4%
Total	738	100%	459	100%	411	100%	292	100%	1,910	100%	1,662	100%

FHDA Smoking Policy Survey Results by Zip Code, Fall 2011

18. Would a 100% smoke-free environment (no smoking on campus or parking lots) improve your learning/working environment?

Response	Mountain View, Los Altos, Palo Alto		Sunnyvale		Cupertino		Santa Clara		San Jose		Other	
	N	%	N	%	N	%	N	%	N	%	N	%
Yes	392	53%	257	56%	255	62%	159	54%	1,048	55%	899	53%
No	193	26%	113	25%	72	18%	75	26%	443	23%	456	27%
No opinion	151	21%	91	20%	83	20%	59	20%	419	22%	335	20%
Total	736	100%	461	100%	410	100%	293	100%	1,910	100%	1,690	100%

19. Do you want the campus to be 100% smoke-free (no smoking on campus or parking lots)?

Response	Mountain View, Los Altos, Palo Alto		Sunnyvale		Cupertino		Santa Clara		San Jose		Other	
	N	%	N	%	N	%	N	%	N	%	N	%
Yes	411	56%	272	59%	257	62%	172	59%	1,141	60%	967	57%
No	200	27%	104	23%	85	21%	70	24%	422	22%	468	28%
No opinion	126	17%	84	18%	70	17%	52	18%	349	18%	247	15%
Total	737	100%	460	100%	412	100%	294	100%	1,912	100%	1,682	100%

FHDA Smoking Policy Survey Results by East San Jose, Fall 2011

1. Please indicate the main campus you currently attend/work for:

Response	East San Jose Zip Codes ¹		All other Zip Codes	
	N	%	N	%
De Anza College (student)	1,194	79%	2,488	53%
De Anza College (staff)	45	3%	286	6%
Foothill College (student)	260	17%	1,693	36%
Foothill College (staff)	17	1%	200	4%
Central Services	5	0%	37	1%
Total	1,521	100%	4,704	100%

2. What is your primary role on this campus?

Response	Foothill				De Anza			
	East San Jose Zip Codes ¹		All other Zip Codes		East San Jose Zip Codes ¹		All other Zip Codes	
	N	%	N	%	N	%	N	%
Student	260	94%	1,692	90%	1,188	96%	2,478	90%
Classified Employee/ Supervisor	4	1%	64	3%	20	2%	98	4%
Faculty	13	5%	119	6%	28	2%	182	7%
Administrator	0	0%	9	0%	2	0%	7	0%
Total	277	100%	1,884	100%	1,238	100%	2,765	100%

3. On average, how many hours per week do you spend on this campus?

Response	Foothill				De Anza			
	East San Jose Zip Codes ¹		All other Zip Codes		East San Jose Zip Codes ¹		All other Zip Codes	
	N	%	N	%	N	%	N	%
None-I only take/teach on-line courses.	35	13%	313	17%	40	3%	155	6%
1- 5 hours	56	20%	460	24%	275	22%	669	24%
6-10 hours	66	24%	378	20%	305	25%	611	22%
11-15 hours	56	20%	256	14%	221	18%	418	15%
16-20 hours	33	12%	215	11%	200	16%	403	15%
21 or more	31	11%	268	14%	194	16%	510	18%
Total	277	100%	1,890	100%	1,235	100%	2,766	100%

FHDA Smoking Policy Survey Results by East San Jose, Fall 2011

4. What is your age?

Response	Foothill				De Anza			
	East San Jose Zip Codes ¹		All other Zip Codes		East San Jose Zip Codes ¹		All other Zip Codes	
	N	%	N	%	N	%	N	%
17 or younger	1	0%	40	2%	11	1%	114	4%
18-24	126	45%	736	39%	790	64%	1,258	46%
25-32	78	28%	353	19%	225	18%	445	16%
33 or older	72	26%	754	40%	211	17%	943	34%
Total	277	100%	1,883	100%	1,237	100%	2,760	100%

5. What is your gender?

Response	Foothill				De Anza			
	East San Jose Zip Codes ¹		All other Zip Codes		East San Jose Zip Codes ¹		All other Zip Codes	
	N	%	N	%	N	%	N	%
Male	110	40%	754	40%	508	41%	1,142	41%
Female	165	60%	1,101	58%	717	58%	1,567	57%
Decline to state	2	1%	30	2%	12	1%	48	2%
Total	277	100%	1,885	100%	1,237	100%	2,757	100%

6. Regarding tobacco use, which of the following best describes you?

Response	Foothill				De Anza			
	East San Jose Zip Codes ¹		All other Zip Codes		East San Jose Zip Codes ¹		All other Zip Codes	
	N	%	N	%	N	%	N	%
I have never been a smoker/tobacco user.	198	71%	1,260	67%	853	69%	1,912	69%
I am a former smoker/tobacco user.	43	16%	382	20%	196	16%	457	17%
I use only smokeless tobacco.	2	1%	4	0%	2	0%	13	0%
I smoke/use tobacco including hookah cigars or pipes occasionally.	27	10%	173	9%	141	11%	237	9%
I smoke/use tobacco including hookah cigars or pipes daily.	7	3%	68	4%	46	4%	140	5%
Total	277	100%	1,887	100%	1,238	100%	2,759	100%

FHDA Smoking Policy Survey Results by East San Jose, Fall 2011

7. Within the last 30 days, on how many days did you use:

Cigarettes

Response	Foothill				De Anza			
	East San Jose Zip Codes ¹		All other Zip Codes		East San Jose Zip Codes ¹		All other Zip Codes	
	N	%	N	%	N	%	N	%
Never used	203	73%	1,370	73%	912	74%	2,057	75%
Have used but not in last 30 days	52	19%	316	17%	190	15%	380	14%
1-2 days	7	3%	45	2%	35	3%	67	2%
3-5 days	3	1%	23	1%	12	1%	31	1%
6-9 days	1	0%	14	1%	10	1%	20	1%
10-19 days	3	1%	21	1%	14	1%	33	1%
20-29 days	1	0%	20	1%	14	1%	36	1%
All 30 days	7	3%	58	3%	40	3%	113	4%
Total	277	100%	1,867	100%	1,227	100%	2,737	100%

Cigars

Response	Foothill				De Anza			
	East San Jose Zip Codes ¹		All other Zip Codes		East San Jose Zip Codes ¹		All other Zip Codes	
	N	%	N	%	N	%	N	%
Never used	230	85%	1,556	85%	1,045	88%	2,327	87%
Have used but not in last 30 days	36	13%	236	13%	129	11%	285	11%
1-2 days	3	1%	15	1%	13	1%	38	1%
3-5 days	0	0%	4	0%	3	0%	3	0%
6-9 days	1	0%	4	0%	1	0%	4	0%
10-19 days	0	0%	2	0%	1	0%	2	0%
20-29 days	0	0%	1	0%	1	0%	2	0%
All 30 days	0	0%	2	0%	1	0%	8	0%
Total	270	100%	1,820	100%	1,194	100%	2,669	100%

FHDA Smoking Policy Survey Results by East San Jose, Fall 2011

Smokeless Tobacco

Response	Foothill				De Anza			
	East San Jose Zip Codes ¹		All other Zip Codes		East San Jose Zip Codes ¹		All other Zip Codes	
	N	%	N	%	N	%	N	%
Never used	254	93%	1,704	94%	1,136	95%	2,525	95%
Have used but not in last 30 days	17	6%	101	6%	56	5%	120	4%
1-2 days	0	0%	10	1%	3	0%	6	0%
3-5 days	0	0%	2	0%	0	0%	5	0%
6-9 days	0	0%	1	0%	0	0%	2	0%
10-19 days	0	0%	2	0%	3	0%	1	0%
20-29 days	0	0%	1	0%	2	0%	4	0%
All 30 days	1	0%	1	0%	0	0%	7	0%
Total	272	100%	1,822	100%	1,200	100%	2,670	100%

Hookah

Response	Foothill				De Anza			
	East San Jose Zip Codes ¹		All other Zip Codes		East San Jose Zip Codes ¹		All other Zip Codes	
	N	%	N	%	N	%	N	%
Never used	203	75%	1,438	79%	916	76%	2,145	80%
Have used but not in last 30 days	56	21%	330	18%	238	20%	432	16%
1-2 days	8	3%	38	2%	35	3%	59	2%
3-5 days	2	1%	10	1%	6	0%	22	1%
6-9 days	0	0%	2	0%	7	1%	11	0%
10-19 days	1	0%	3	0%	8	1%	2	0%
20-29 days	0	0%	2	0%	1	0%	2	0%
All 30 days	0	0%	1	0%	1	0%	1	0%
Total	270	100%	1,824	100%	1,212	100%	2,674	100%

FHDA Smoking Policy Survey Results by East San Jose, Fall 2011

Electronic Cigarettes

Response	Foothill				De Anza			
	East San Jose Zip Codes ¹		All other Zip Codes		East San Jose Zip Codes ¹		All other Zip Codes	
	N	%	N	%	N	%	N	%
Never used	252	93%	1,694	93%	1,133	95%	2,526	95%
Have used but not in last 30 days	17	6%	106	6%	60	5%	129	5%
1-2 days	2	1%	7	0%	4	0%	7	0%
3-5 days	0	0%	3	0%	0	0%	2	0%
6-9 days	0	0%	1	0%	1	0%	3	0%
10-19 days	0	0%	2	0%	0	0%	1	0%
20-29 days	0	0%	0	0%	0	0%	1	0%
All 30 days	0	0%	3	0%	0	0%	2	0%
Total	271	100%	1,816	100%	1,198	100%	2,671	100%

Pipes

Response	Foothill				De Anza			
	East San Jose Zip Codes ¹		All other Zip Codes		East San Jose Zip Codes ¹		All other Zip Codes	
	N	%	N	%	N	%	N	%
Never used	243	89%	1,628	90%	1,100	92%	2,438	92%
Have used but not in last 30 days	22	8%	151	8%	80	7%	177	7%
1-2 days	5	2%	9	0%	10	1%	12	0%
3-5 days	0	0%	5	0%	1	0%	10	0%
6-9 days	1	0%	4	0%	3	0%	6	0%
10-19 days	0	0%	6	0%	4	0%	8	0%
20-29 days	1	0%	3	0%	1	0%	5	0%
All 30 days	0	0%	3	0%	1	0%	8	0%
Total	272	100%	1,809	100%	1,200	100%	2,664	100%

FHDA Smoking Policy Survey Results by East San Jose, Fall 2011

8. Do you know that Health Services at Foothill College and De Anza College currently have a tobacco cessation program, which provides free nicotine replacement patches and nicotine gum along with one-on-one counseling?

Response	Foothill				De Anza			
	East San Jose Zip Codes ¹		All other Zip Codes		East San Jose Zip Codes ¹		All other Zip Codes	
	N	%	N	%	N	%	N	%
Yes	104	38%	703	37%	330	27%	800	29%
No	172	62%	1,172	63%	902	73%	1,951	71%
Total	276	100%	1,875	100%	1,232	100%	2,751	100%

9. How often do you encounter second-hand smoke on campus?

Response	Foothill				De Anza			
	East San Jose Zip Codes ¹		All other Zip Codes		East San Jose Zip Codes ¹		All other Zip Codes	
	N	%	N	%	N	%	N	%
Never	37	13%	331	18%	85	7%	222	8%
Rarely	61	22%	510	27%	184	15%	450	16%
Occasionally	102	37%	610	32%	420	34%	887	32%
1-2 times daily	50	18%	279	15%	292	24%	603	22%
3-4 times daily	20	7%	112	6%	132	11%	367	13%
More than 5 times daily	6	2%	42	2%	123	10%	233	8%
Total	276	100%	1,884	100%	1,236	100%	2,762	100%

10. Where do you encounter second-hand smoke on campus?

Response	Foothill				De Anza			
	East San Jose Zip Codes ¹		All other Zip Codes		East San Jose Zip Codes ¹		All other Zip Codes	
	N	%	N	%	N	%	N	%
Not at all	43	16%	353	19%	86	7%	220	8%
Student parking lots	38	14%	250	13%	167	13%	332	12%
Entrances to campus	58	21%	315	17%	276	22%	544	20%
Along paths and walkways	54	20%	360	19%	288	23%	645	23%
Adjacent to buildings	73	26%	526	28%	396	32%	951	35%
Other	10	4%	66	4%	25	2%	60	2%
Total	276	100%	1,870	100%	1,238	100%	2,752	100%

FHDA Smoking Policy Survey Results by East San Jose, Fall 2011

11. How does second-hand smoke affect you?

Response	Foothill				De Anza			
	East San Jose Zip Codes ¹		All other Zip Codes		East San Jose Zip Codes ¹		All other Zip Codes	
	N	%	N	%	N	%	N	%
I have asthma or other lung disease	23	8%	192	10%	131	11%	267	10%
I am allergic to smoke	11	4%	140	7%	82	7%	191	7%
Smoke irritates my eyes or nose	198	72%	1,151	61%	752	61%	1,726	63%
Smoke does not bother me	43	16%	396	21%	266	22%	577	21%
Total	275	100%	1,879	100%	1,231	100%	2,761	100%

12. Do you know that the Foothill-De Anza smoke-free campus policy states that smoking is only allowed in designated areas?

Response	Foothill				De Anza			
	East San Jose Zip Codes ¹		All other Zip Codes		East San Jose Zip Codes ¹		All other Zip Codes	
	N	%	N	%	N	%	N	%
Yes	232	84%	1,541	82%	1,125	91%	2,423	88%
No	43	16%	334	18%	105	9%	321	12%
Total	275	100%	1,875	100%	1,230	100%	2,744	100%

13. In your opinion, does a smoke-free campus policy reduce smoking on campus?

Response	Foothill				De Anza			
	East San Jose Zip Codes ¹		All other Zip Codes		East San Jose Zip Codes ¹		All other Zip Codes	
	N	%	N	%	N	%	N	%
Yes	182	66%	1,265	67%	712	58%	1,626	59%
No	65	24%	437	23%	413	34%	879	32%
No opinion	29	11%	185	10%	106	9%	247	9%
Total	276	100%	1,887	100%	1,231	100%	2,752	100%

FHDA Smoking Policy Survey Results by East San Jose, Fall 2011

14. Do you think the smoke-free campus policy is well enforced?

Response	Foothill				De Anza			
	East San Jose Zip Codes ¹		All other Zip Codes		East San Jose Zip Codes ¹		All other Zip Codes	
	N	%	N	%	N	%	N	%
Not enforced at all	62	23%	449	25%	372	30%	872	32%
Somewhat enforced	141	52%	814	45%	624	51%	1,289	47%
Well enforced	48	18%	389	21%	165	13%	396	15%
Very well enforced	15	6%	120	7%	56	5%	112	4%
Enforced completely	6	2%	41	2%	13	1%	58	2%
Total	272	100%	1,813	100%	1,230	100%	2,727	100%

15. Does the campus need better or clearer signs to assist smokers in knowing which parking lots are allowed to smoke?

Response	Foothill				De Anza			
	East San Jose Zip Codes ¹		All other Zip Codes		East San Jose Zip Codes ¹		All other Zip Codes	
	N	%	N	%	N	%	N	%
Yes	185	67%	1,149	61%	863	70%	1,764	64%
No	47	17%	332	18%	236	19%	603	22%
No opinion	45	16%	392	21%	135	11%	384	14%
Total	277	100%	1,873	100%	1,234	100%	2,751	100%

16. Would strict enforcement of smoking policy that included citations with fines lead you to reduce your smoking while on campus?

Response	Foothill				De Anza			
	East San Jose Zip Codes ¹		All other Zip Codes		East San Jose Zip Codes ¹		All other Zip Codes	
	N	%	N	%	N	%	N	%
I am not a smoker	252	91%	1,688	90%	1,092	88%	2,397	87%
No, I will continue to smoke	8	3%	81	4%	50	4%	167	6%
Maybe I might try to cut back	3	1%	32	2%	26	2%	62	2%
Yes I would likely smoke less	14	5%	78	4%	69	6%	128	5%
Total	277	100%	1,879	100%	1,237	100%	2,754	100%

FHDA Smoking Policy Survey Results by East San Jose, Fall 2011

17. How would strict enforcement of smoking policy that included citations with fines affect your experience on campus?

Response	Foothill				De Anza			
	East San Jose Zip Codes ¹		All other Zip Codes		East San Jose Zip Codes ¹		All other Zip Codes	
	N	%	N	%	N	%	N	%
It would have little or no effect	93	34%	718	38%	407	33%	848	31%
It would have a positive effect	165	60%	1,004	54%	726	59%	1,623	59%
It would have a negative effect	14	5%	103	6%	73	6%	190	7%
I would consider studying at another campus	5	2%	41	2%	27	2%	78	3%
Total	277	100%	1,866	100%	1,233	100%	2,739	100%

18. Would a 100% smoke-free environment (no smoking on campus or parking lots) improve your learning/working environment?

Response	Foothill				De Anza			
	East San Jose Zip Codes ¹		All other Zip Codes		East San Jose Zip Codes ¹		All other Zip Codes	
	N	%	N	%	N	%	N	%
Yes	156	56%	1,023	54%	647	53%	1,534	56%
No	64	23%	460	24%	298	24%	687	25%
No opinion	57	21%	401	21%	287	23%	537	19%
Total	277	100%	1,884	100%	1,232	100%	2,758	100%

FHDA Smoking Policy Survey Results by East San Jose, Fall 2011

**19. Do you want the campus to be 100% smoke-free
(no smoking on campus or parking lots)?**

Response	Foothill				De Anza			
	East San Jose Zip Codes ¹		All other Zip Codes		East San Jose Zip Codes ¹		All other Zip Codes	
	N	%	N	%	N	%	N	%
Yes	178	65%	1,096	58%	714	58%	1,600	58%
No	45	16%	468	25%	285	23%	722	26%
No opinion	52	19%	317	17%	235	19%	435	16%
Total	275	100%	1,881	100%	1,234	100%	2,757	100%

¹ East San Jose Zip Codes includes the following Zip Codes:

95110, 95111, 95112, 95113, 95116, 95118, 95119, 95120, 95121, 95122, 95123, 95124, 95125, 95126, 95127, 95131, 95132, 95133, 95135, 95136, 95138, 95139, 95140, 95141, 95148, 95192.

Foothill-De Anza Community College District

Smoking Policy Survey

This survey will be used for research purposes only.
All information will be held confidential.
You may choose not to answer any of the questions.

Thank you for participating in the FHDA Smoking Survey

1. Please indicate the main campus you currently attend/work for:

- De Anza College (student)
- De Anza College (staff)
- Foothill College (student)
- Foothill College (staff)
- Central Services

2. What is your primary role on this campus?

- Student
- Classified Employee/Supervisor
- Faculty
- Administrator

3. On average, how many hours per week do you spend on this campus?

- None-I only take/teach on-line courses.
- 1- 5 hours
- 6-10 hours
- 11-15 hours
- 16-20 hours
- 21 or more

4. What is your age?

- 17 or younger
- 18-24
- 25-32
- 33 or older

5. What is your gender?

- Male
- Female
- Decline to state

6. Regarding tobacco use, which of the following best describes you?

- I have never been a smoker/tobacco user.
- I am a former smoker/tobacco user.
- I use only smokeless tobacco.
- I smoke/use tobacco including hookah, cigars, or pipes occasionally.
- I smoke/use tobacco including hookah, cigars, or pipes daily.

7. Within the last 30 days, on how many days did you use:

	Never used	Have used, but not in last 30 days	1-2 days	3-5 days	6-9 days	10-19 days	20-29 days	All 30 days
Cigarettes	<input type="checkbox"/>	<input type="checkbox"/>	<input type="checkbox"/>	<input type="checkbox"/>	<input type="checkbox"/>	<input type="checkbox"/>	<input type="checkbox"/>	<input type="checkbox"/>
Cigars	<input type="checkbox"/>	<input type="checkbox"/>	<input type="checkbox"/>	<input type="checkbox"/>	<input type="checkbox"/>	<input type="checkbox"/>	<input type="checkbox"/>	<input type="checkbox"/>
Smokeless Tobacco	<input type="checkbox"/>	<input type="checkbox"/>	<input type="checkbox"/>	<input type="checkbox"/>	<input type="checkbox"/>	<input type="checkbox"/>	<input type="checkbox"/>	<input type="checkbox"/>
Hookah	<input type="checkbox"/>	<input type="checkbox"/>	<input type="checkbox"/>	<input type="checkbox"/>	<input type="checkbox"/>	<input type="checkbox"/>	<input type="checkbox"/>	<input type="checkbox"/>
Electronic Cigarettes	<input type="checkbox"/>	<input type="checkbox"/>	<input type="checkbox"/>	<input type="checkbox"/>	<input type="checkbox"/>	<input type="checkbox"/>	<input type="checkbox"/>	<input type="checkbox"/>
Pipes	<input type="checkbox"/>	<input type="checkbox"/>	<input type="checkbox"/>	<input type="checkbox"/>	<input type="checkbox"/>	<input type="checkbox"/>	<input type="checkbox"/>	<input type="checkbox"/>

8. Do you know that Health Services at Foothill College and De Anza College currently have a tobacco cessation program, which provides free nicotine replacement patches and nicotine gum along with one-on-one counseling?

- Yes
- No

9. How often do you encounter second-hand smoke on campus?

- Never
- Rarely
- Occasionally
- 1-2 times daily
- 3-4 times daily
- More than 5 times daily

10. Where do you encounter second-hand smoke on campus?

Check all that apply.

- Not at all
- Student parking lots
- Entrances to campus
- Along paths and walkways
- Adjacent to buildings
- Other

11. How does second-hand smoke affect you?

- I have asthma or other lung disease
- I am allergic to smoke
- Smoke just bothers me
- Smoke does not bother me

12. Do you know that the Foothill-De Anza smoke-free campus policy states that smoking is only allowed in designated areas?

- Yes
- No

13. In your opinion, does a smoke-free campus policy reduce smoking on campus?

- Yes
- No
- No opinion

14. Do you think the smoke-free campus policy is well enforced?

- Not enforced at all
- Somewhat enforced
- Well enforced
- Very well enforced
- Enforced completely

15. Does the campus need better or clearer signs to assist smokers in knowing which parking lots are allowed to smoke?

- Yes
- No
- No opinion

[Beginning in January 2012, AB795 will allow California Community Colleges to issue citations with fines for infractions of District Smoking Policies.](#)

16. Would strict enforcement of smoking policy that included citations with fines lead you to reduce your smoking while on campus?

- I am not a smoker
- No, I will continue to smoke
- Maybe, I might try to cut back
- Yes, I would likely smoke less

17. How would strict enforcement of smoking policy that included citations with fines affect your experience on campus?

- It would have little or no effect
- It would have a positive effect
- It would have a negative effect
- I would consider studying at another campus

18. Would a 100% smoke-free environment (no smoking on campus or designated smoking areas) improve your learning/working environment?

- Yes
- No
- No opinion

19. Do you want the campus to be 100% smoke-free (no smoking on campus or designated smoking areas)?

- Yes
- No
- No opinion

20. How do you feel about second hand smoke and/or smoking issues on campus?

If you would like to enter into the drawing for a free gift please enter your name, email, telephone number, and zip code here:

First name:

Last name:

Email Address:

Phone Number:
(###-###-####)

Zip Code:

Submit